

Palaemonoid shrimps from the Dampier Archipelago (Crustacea: Decapoda), with a review of the Western Australian pontoniine shrimp fauna

A.J. Bruce

Queensland Museum, P.O. Box 3300, South Brisbane, Queensland, 4101 Australia.
email: abruce@broad.net.au

Abstract. – Palaemonoid shrimps collected in the course of the Western Australian Museum 1998–2002 Dampier Archipelago Survey are reported upon. Thirty one taxa were found, all except three belonging to the subfamily Pontoniinae. One species of pontoniine shrimp is new: *Periclimenes burrup* sp. nov. is described and illustrated, and seven are new to the Western Australian fauna. The pontoniine shrimp fauna of Western Australia is summarised.

INTRODUCTION

The marine palaemonoid fauna of Western Australia has attracted less attention than that of Australia's eastern seaboard. The fauna is dominated by shrimps of the subfamily Pontoniinae, usually small, often cryptic, and frequently inconspicuous associates of other marine invertebrate hosts, particularly sponges, coelenterates, echinoderms and sea squirts.

The first pontoniine shrimp recorded from Western Australia was *Anchistus custos* reported by Miers (1884) (as *Harpilius inermis*), from Shark Bay, collected during the voyage of H.M.S *Alert*, 1881–2. Mary Rathbun, in 1914, again recorded *Anchistus custos* (as *Anchistus inermis*) and *Periclimenes brevicarpalis* (as *P. hermitensis*) from the Monte Bello Islands. Later, Balss (1921), reporting on the results of Dr E. Mjöberg's Swedish Scientific Expedition to Australia, 1910–1914, recorded *Palaemonella tenuipes*, *Periclimenaeus hecate* (as ?*Coralliocaris hecate*) and *Periclimenes incertus* (as *Palaemonella biunguiculata*). Further studies had to wait until the second half of the 20th century. Recently Berggren (1997a, b, c) has studied the Western Australian caridean fauna and collected much new data, but unfortunately these collections remain unpublished. He has kindly provided access to this data, some of which is included in this report.

Prior to the present study, 52 pontoniine species were formally known from Western Australia, with a further 19 in unpublished reports. The present report adds a further 10 species to the Western Australian pontoniine fauna, all previously known from elsewhere in Australia, and one new species, making a total of 82 species (85 taxa). A checklist of

the pontoniine shrimps now known from Western Australia is provided and the results are summarised in Table 1.

Many more pontoniine (and other) shrimp species may be expected to be found in the future in Western Australian waters. The present total may be compared with that of a single small reef on the southern Great Barrier Reef, Heron I., with over 100 species (Bruce, 1981).

MATERIALS AND METHODS

Restricted synonymies only are provided, primarily indicating name changes and major re-descriptions of early described species. Full synonymies are to be found in Li (2000) and Davie (2002). CL refers to the postorbital carapace length; C. for Cape; coll. to collected by; I. to Island, Is for Islands; ovig. for ovigerous; Pen. for Peninsula; Pt for Point; spm for specimen; stn for station.

The specimens are held in the collections of the Queensland Museum (QM), the Rijksmuseum von Natuurlijke Historie, Leiden, The Netherlands (RMNH) and the Western Australian Museum, Perth (WAM).

LIST OF TAXA EXAMINED

* New to the Western Australian fauna

1. *Anchistioides compressus* Paul'son, 1875*
2. *Anchistioides willeyi* (Borradaile, 1900)*
3. *Palaemonetes atrinubes* Bray, 1976
4. *Conchodytes meleagrinae* Peters, 1852
5. *Conchodytes monodactylus* Holthuis, 1952
6. *Coralliocaris nudirostris* (Heller, 1861)*
7. *Coralliocaris viridis* Bruce, 1974

8. *Harpiliopsis beaupresii* (Audouin, 1825)
9. *Harpilius bayeri* (Holthuis, 1981)
10. *Kemponia amymone* (De Man, 1902)
11. *Kemponia andamanensis* (Kemp, 1922)*
12. *Kemponia elegans* (Paul'son, 1875)
13. *Kemponia grandis* (Stimpson, 1860)
14. *Kemponia* aff. *grandis* (Stimpson, 1860)
15. *Palaemonella pottsii* (Borradaile, 1915)
16. *Palaemonella rotumana* (Borradaile, 1898)
17. *Palaemonella spinulata* Yokoya, 1936*
18. *Palaemonella* sp.
19. *Periclimenaeus arabicus* (Calman, 1939)
20. *Periclimenaeus hecate* (Nobili, 1904)
21. *Periclimenella spinifera* (De Man, 1902)
22. *Periclimenes affinis* (Zehntner, 1894)*
23. *Periclimenes alegrias* Bruce, 1986
24. *Periclimenes burrup* sp. nov.
25. *Periclimenes holthuisi* Bruce, 1969*
26. *Periclimenes incertus* Borradaile, 1915
27. *Periclimenes magnificus* Bruce, 1979*
28. *Periclimenes novaffinis* Bruce and Coombes, 1997*
29. *Periclimenes soror* Nobili, 1904
30. *Philarius gerlachei* (Nobili, 1905)
31. *Philarius imperialis* (Kubo, 1940)*

SYSTEMATICS

Order DECAPODA Latreille, 1802

Infraorder Caridea Dana, 1852

Superfamily Palaemonoidea Rafinesque, 1815

Family Anchistioiidae Borradaile, 1915

Genus *Anchistioides* Paul'son, 1875

Anchistioides compressus Paul'son, 1875

Anchistioides compressus Paul'son, 1875: 115, pl. 19, fig. 5. – Davie, 2002: 220.

Material examined

Western Australia, Dampier Archipelago. WAM C 25839 (1 ovig. female), stn DA1/98/01, Dolphin I. (20°25.852'S, 116°52.953'E), 3.0–6.5 m, 17.10.1998.

Host

Unidentified purple sponge.

Remarks

This is a new record for Western Australia. The specimens present no special features. Rostral dentition 11/9.

Australian Distribution

Queensland. Heron I., Capricorn Is (Bruce, 1981); Heron I., Wilson I. and Moreton Bay (Bruce, 1983).

Further Distribution

Type locality: Red Sea. Also known from Zanzibar, Kenya, Andaman Islands, Japan, South China Sea, Australia and Tuamotu Islands.

Anchistioides willeyi (Borradaile, 1900)

Palaemonopsis willeyi Borradaile, 1900: 410, pls 36, 37, fig. 7.

Amphipalaemon willeyi. – Borradaile, 1917: 407, pl. 59, fig. 13.

Anchistioides willeyi. – Gordon, 1935: 435, figs 23a, 24a. – Holthuis, 1952: 18, 214, figs 106, 107. – Bruce, 1991: 269, figs 3g, 29, 30. – Davie, 2002: 221.

Material examined

Western Australia, Dampier Archipelago. WAM C 29238 (1 spm), stn DA2/99/68, off Bluff Pt, Enderby I. (20°40.93'S, 116°33.21'E to 20°40.63'S, 116°33.36'E), rake box dredge, 9.0–9.2 m, 23.07.1999.

Remarks

Previously reported specimens exhibit two morphological types of second pereopod chelae, long fingered and short fingered (Bruce, 1991). The present material belongs to the long fingered form, with a rostral dentition of 9/4. The species is a sponge associate and has been reported from depths to 127 m (Bruce, 1991).

This is a new record for Western Australia.

Australian Distribution

Northern Territory: Darwin Harbour (Bruce, 1988a). **Queensland:** Capricorn Is; Moreton Bay (Bruce, 1983a).

Further Distribution

Type locality: Ralun, New Britain. Known also from Kenya, Zanzibar, Tanganyika, Madagascar, Maldivé Islands, Singapore, Borneo, Indonesia, South China Sea, Philippines, New Caledonia and Chesterfield Islands.

Family Palaemonidae Rafinesque, 1815

Subfamily Palaemoninae Rafinesque, 1815

Genus *Palaemonetes* Heller, 1869

Palaemonetes atrinubes Bray, 1976

Palaemonetes atrinubes Bray, 1976: 65, figs 23–42. – Davie, 2002: 301.

Material examined

Western Australia, Dampier Archipelago. WAM C 29216 (1 ovig. female), stn DA3/99/62, East Lewis I. (20°37.499'S, 116°39.182'E), intertidal, 05.09.1999.

Remarks

The specimen, with a rostral dentition of 1+6/4, presents no special features.

Australian Distribution

Western Australia. Swan River; Exmouth Gulf; to Leschenault Inlet (Bray, 1976); West Governor I., Napier Broome Bay, eastern Kimberleys (Davie and Short, 1996).

Further Distribution

Type locality: Canning Bridge, Lower Swan River, Cockatoo Island. Also known from New Caledonia.

Subfamily Pontoniinae Kingsley, 1878**Genus *Conchodytes* Peters, 1852*****Conchodytes meleagrinae* Peters, 1852**

Conchodytes meleagrinae Peters, 1852: 594. – Li, 2000: 25, fig. 26. – Davie, 2002: 307.

Material examined

Western Australia, Dampier Archipelago. WAM C 25302 (1 male, 1 ovig. female), stn DA1/98/03, Legendre I. (20°24.320'S, 116°56.108'E), 2.0–15.0 m, 18.10.1998.

Host

Pinctada margaritifera (Linnaeus, 1758), Black lipped pearl oyster [Bivalvia, Pteriidae].

Remarks

It seems remarkable that there appear to be no previous records of this well known species from Western Australia in view of the long history of the pearling industry in that state. Jones and Morgan (2002) provide a photograph of *Conchodytes* sp., but without indication of the locality of capture. The specimen, which may be of *C. meleagrinae*, has not been available for examination

This is the first published record of this species for Western Australia.

Australian Distribution

Northern Territory: Bathhurst I. (Shiino, 1942). **Queensland:** Torres Straits, Warrior Reef (Miers, 1884); Torres Straits (Bate, 1888); Thursday I. (Saville Kent, 1893, as *Alpheus avarus*); North West I., Capricorn Is, (McNeill, 1926, as *Pontonia tridacnae*); Swain Reefs (McMichael, 1963); Gillet Cay; One Tree I., Swain Reefs, (Bruce, 1977); Lodestone Reef, 5 m; Tjijou Reef, 2 m (Zann, 1980); Heron I., Capricorn Is (Bruce, 1981).

Further Distribution

Type locality: Ibo, Moçambique. Reported from Egypt, Yemen, Kenya, Moçambique, Madagascar, Seychelle Islands, Oman, Maldive Islands, Sri Lanka, Andaman Islands, Malaysia, Indonesia, Vietnam, China, Japan, Papua New Guinea, Caroline Islands, Marshall Islands, New Caledonia, Fijian Islands, Cook Islands, Tuamotu Islands, and Hawaiian Islands.

***Conchodytes monodactylus* Holthuis, 1952**

Conchodytes monodactylus Holthuis, 1952: 200, figs 96–98. – Li, 2000: 26, fig. 27. – Davie, 2002: 308.

Material examined

Western Australia, Dampier Archipelago. WAM C 28058 (1male, 1 ovig. female), stn DA3/99/39, Brigadier I. (20°25.411'S, 116°37.578'E), 15.0–27.0 m, 28.08.1999.

Host

Pinna deltoodes Menke, 1843 [Bivalvia, Pinnidae].

Remarks

Third pereopod dactyls with rounded basal process, in male and female, as in material from Papua New Guinea (De Grave, 1998) but without small acute denticle present in types.

This is a new record for Western Australia.

Australian Distribution

Western Australia. Reported from Shark Bay by Bergren (1997b). **Queensland:** Magnetic I., Horseshoe Bay (Bruce, 1977c). **Northern Territory:** Cobourg Pen., Sandy I. No. 2 (Bruce, 1983d); Cobourg Pen. (Bruce and Coombes, 1995).

Further Distribution

Type locality: Kao Hsiung, Taiwan. Reported from Singapore, Indonesia, Hong Kong, Taiwan and Papua New Guinea.

Genus *Coralliocaris* Stimpson, 1869***Coralliocaris nudirostris* (Heller, 1861)**

Oedipus nudirostris Heller, 1861: 27; 1862: 279, pl. 3 fig. 25.

Coralliocaris nudirostris. – Borradaile, 1898: 385.

Coralliocaris tahitoei Boone, 1935: 180, pl. 49 fig. 12.

Coralliocaris nudirostris. – Li, 2000: 34, fig. 34.

Coralliocaris nudirostris. – Marin *et al.*, 2005: 201, fig. 2a–n.

Table 1

PONTONIINE SHRIMP SPECIES REPORTED FROM WESTERN AUSTRALIA		Previous WA records	Unpublished records	This report	Known only from Australia	WA only	New to WA
1.	<i>Anchistus custos</i> (Forsskål, 1775)	■					
2.	<i>Anchistus miersi</i> (De Man, 1888)	■					
3.	<i>Apopontonia orbitospinata</i> (Bruce, 1988)	■			■	■	
4.	<i>Araiopontonia odontorhyncha</i> Fujino and Miyake, 1970	■					
5.	<i>Carinopontonia paucipes</i> Bruce, 1988	■			■	■	
6.	<i>Conchodytes biunguiculatus</i> (Paulson, 1875)	■					
7.	<i>Conchodytes meleagrinae</i> Peters, 1852			■			■
8.	<i>Conchodytes maculatus</i> Bruce, 1989	■					
9.	<i>Conchodytes monodactylus</i> Holthuis, 1952			■			■
10.	<i>Conchodytes tridacnae</i> Peters, 1852	■					
11.	<i>Coralliocaris graminea</i> (Dana, 1852)	■					
12.	<i>Coralliocaris nudirostris</i> (Heller, 1861)			■			
13.	<i>Coralliocaris viridis</i> Bruce, 1974			■			■
14.	<i>Dasella ansoni</i> Bruce, 1983		■		■		■
15.	<i>Dasycaris zanzibarica</i> Bruce, 1969		■				■
16.	<i>Exoclimenella maldivensis</i> Duris and Bruce, 1995	■					
17.	<i>Exopontonia malleatrix</i> Bruce, 1988	■					
18.	<i>Hamodactylus aqabai</i> Bruce and Svoboda, 1983	■					
19.	<i>Hamodactylus boschmai</i> Holthuis, 1952		■				■
20.	<i>Hamodactylus noumeae</i> Bruce, 1970	■					
21.	<i>Hamopontonia corallicola</i> Bruce, 1970	■					
22.	<i>Hamopontonia</i> aff. <i>corallicola</i> (see Berggren, 1997c)		■				
23.	<i>Harpiliopsis beaupresii</i> (Audouin, 1825)	■		■			
24.	<i>Harpilius bayeri</i> (Holthuis, 1981)	■		■		■	
25.	<i>Harpilius consobrinus</i> (De Man, 1902)	■					
26.	<i>Ischnopontonia lophos</i> (Barnard, 1962)		■				■
27.	<i>Kemponia amymone</i> (De Man, 1902)	■		■			
28.	<i>Kemponia anacanthus</i> (Bruce, 1989)		■				
29.	<i>Kemponia andamanensis</i> (Kemp, 1922)			■			■
30.	<i>Kemponia elegans</i> (Paulson, 1875)	■		■			
31.	<i>Kemponia grandis</i> (Stimpson, 1860)	■		■			
32.	<i>Kemponia</i> sp., aff. <i>grandis</i>			■			
33.	<i>Kemponia</i> sp. aff. <i>suvadivensis</i> (see Davie and Short, 1995)		■				
34.	<i>Kemponia tenuipes</i> (Borradaile, 1898)	■					
35.	<i>Manipontonia psamathe</i> (De Man, 1902)		■				
36.	<i>Notopontonia platycheles</i> Bruce, 1991	■			■		
37.	<i>Palaemonella crosnieri</i> Bruce, 1978	■					
38.	<i>Palaemonella foresti</i> Bruce, 2002	■			■	■	
39.	<i>Palaemonella pottsi</i> Borradaile, 1915	■		■			
40.	<i>Palaemonella rotumana</i> (Borradaile, 1898)	■		■			
41.	<i>Palaemonella spinulata</i> Yokoya, 1936			■			■
42.	<i>Palaemonella tenuipes</i> Dana, 1852	■					
43.	<i>Parapontonia nudirostris</i> Bruce, 1968		■				■
44.	<i>Periclimenaeus arabicus</i> (Calman, 1939)			■			■

Table 1 (cont.)

PONTONIINE SHRIMP SPECIES REPORTED FROM WESTERN AUSTRALIA		Previous WA records	Unpublished records	This report	Known only from Australia	WA only	New to WA
45.	<i>Periclimenaeus bidentatus</i> Bruce, 1970	■					
46.	<i>Periclimenaeus hecate</i> (Nobili, 1904)	■					
47.	<i>Periclimenaeus minutus</i> Holthuis, 1952		■				■
48.	<i>Periclimenaeus pachydentatus</i> Bruce, 1969	■					
49.	<i>Periclimenella spinifera</i> (De Man, 1902)	■		■			
50.	<i>Periclimenes aesiopius</i> (Bate, 1863)	■			■		
51.	<i>Periclimenes affinis</i> (Zehntner, 1894)			■			■
52.	<i>Periclimenes alegrias</i> Bruce, 1986	■		■	■		
53.	<i>Periclimenes amboinensis</i> (De Man, 1888)	■					
54.	<i>Periclimenes batei</i> Holthuis, 1959	■?					
55.	<i>Periclimenes brevicarpalis</i> (Schenkel, 1902)	■					
56.	<i>Periclimenes burrup</i> sp. nov.			■	■		■
57.	<i>Periclimenes commensalis</i> Borradaile, 1915		■				■
58.	<i>Periclimenes</i> aff. <i>crisimanus</i> (see Berggren, 1997c)		■				
59.	<i>Periclimenes holthuisi</i> Bruce, 1969			■			■
60.	<i>Periclimenes hongkongensis</i> Bruce, 1969		■				■
61.	<i>Periclimenes imperator</i> Bruce, 1967	■					
62.	<i>Periclimenes indicus</i> (Kemp, 1915)	■					
63.	<i>Periclimenes incertus</i> Borradaile, 1915	■		■			
64.	<i>Periclimenes inornatus</i> Kemp, 1922	■					
65.	<i>Periclimenes kemp</i> Bruce, 1969		■				■
66.	<i>Periclimenaeus kottae</i> Bruce, 2005	■			■	■	
67.	<i>Periclimenes magnificus</i> Bruce, 1979			■			■
68.	<i>Periclimenes mahei</i> Bruce, 1969	■					
69.	<i>Periclimenaeus matherae</i> Bruce, 2005	■			■	■	
70.	<i>Periclimenes novaffinis</i> Bruce and Coombes, 1997			■			■
71.	<i>Periclimenes</i> aff. <i>obscurus</i> (see Berggren, 1997c)		■				
72.	<i>Periclimenes seychellensis</i> Borradaile, 1915		■				■
73.	<i>Periclimenes soror</i> Nobili, 1904	■		■			
74.	<i>Periclimenes venustus</i> Bruce, 1990	■					
75.	<i>Periclimenes zanzibarcus</i> Bruce, 1967	■					
76.	<i>Periclimenoides odontodactylus</i> Fujino and Miyake, 1968	■					
77.	<i>Philarius gerlachei</i> (Nobili, 1905)	■		■			
78.	<i>Philarius imperialis</i> (Kubo, 1940)		■	■			■
79.	<i>Platycaris latirostris</i> Holthuis, 1952		■				■
80.	<i>Platypontonia hyotis</i> Hipeau-Jacquotte, 1971		■				■
81.	<i>Pontoniopsis comanthi</i> Borradaile, 1915	■					
82.	<i>Thaumastocaris streptopus</i> Kemp, 1922	■					
83.	<i>Typton nanus</i> Bruce, 1987	■			■	■	■
84.	<i>Typtonychus dimorphus</i> (Bruce, 1986)*	■			■	■	
85.	<i>Vir philippinensis</i> Bruce and Svoboda, 1984	■					

* This taxon is now considered to be polyspecific

Material examined

Western Australia, Dampier Archipelago. WAM C 25814 (1 ovig. female), stn DA1/98/03, Legendre I., (20°24.320'S, 116°56.108'E), 2.0–15.0 m, 18.08.1998.

Remarks

The single specimen has the body very broad and depressed. The rostrum is slender, slightly up-curved distally, and exceeds the proximal segment of the antennular peduncle, reaching to ca 0.75 of the intermediate segment length, distally acute, dentition 0/0, without setation. The first pereopod has the fingers of the chela ca 0.4 of the palm length, and medially concave. The specimen unfortunately lacks both second pereopods, so the identification must be considered provisional. There is no trace of any colour pattern.

This is a new record for Western Australia.

Australian Distribution

Queensland: Orpheus and Lodestone (?) Is, Palm Is (*A. hyacinthus*, *millepora?*) (Vytopil and Willis, 2001).

Further Distribution

Type locality: Red Sea. Reported from Red Sea, Kenya, Zanzibar, Tanganyika, La Réunion, Mauritius, Seychelle Islands, Maldive Islands, Vietnam, Japan, Marshall Islands, Kiribati, and Society Islands.

***Coralliocaris viridis* Bruce, 1974**

Coralliocaris viridis Bruce, 1974: 222, fig. 1. – Li, 2000: 38, fig. 38. – Davie, 2002: 309.

Material examined

Western Australia, Dampier Archipelago. (1) WAM C 28050 (1 spm), stn DA3/99/36, Malus I. (20°30.050'S, 116°40.594'E), 6.0–14.0 m, 27.08.1999; (2) WAM C 29214 (1 ovig. female), stn DA3/99/42, Georgeff Reef (20°29.339'S, 116°36.798'E), intertidal, 28.08.1999.

Host

Acropora sp. (1) [Scleractinia, Acroporidae].

Remarks

Specimen (1) is preserved with a pair of detached second pereopods that are certainly not those of a *Coralliocaris* species. These appear identical with the chelae of *Philarius gerlachei* (Nobili) as illustrated by Kemp (1922, figure 75, as *Harpilius gerlachei*), another common associate of *Acropora* coral hosts (see below). The specimen has a well developed rostrum, extending well beyond the antennular peduncle, with 5 small acute similar

dorsal teeth and 1 smaller ventral tooth, more closely resembling the rostrum of *C. viridis* Bruce than any other species.

Specimen (2) has a slender rostrum, reaching to distal margin of intermediate segment of the antennular peduncle, ca 0.75 of CL, with a rostral dentition of 5/2, dorsal teeth of medium size. It is somewhat intermediate between typical *C. viridis* and *C. graminea*. The colour pattern is unknown. The single small second pereopod is ca 1.2 times the CL and is probably in the process of regeneration after autotomy.

This is a new record for Western Australia.

Australian Distribution

Western Australia. Reported from Shark Bay by Bergren (1997b). **Northern Territory:** Coral Bay; Orontes Reef; Oxley I., Cobourg Pen. (Bruce and Coombes, 1995). **Queensland:** One Tree I., Capricorn Is (Bruce, 1977a, 1983); Heron I., Capricorn Is (Bruce, 1981; 1983).

Further Distribution

Type locality: Mombasa Island, Kenya. Also reported from Moçambique, Seychelle Islands, Maldive Islands, Sri Lanka, Indonesia, Vietnam, Ryukyu Islands, Japan, Papua New Guinea and Tuamotu Islands.

Genus *Harpiliopsis* Borradaile, 1917***Harpiliopsis beaupresii* (Audouin, 1826)**

Figure 1A

Palaemon beaupresii Audouin, 1826: 91.

Harpilius beaupresii. – Heller, 1861: 27. – Borradaile, 1917: 324, 379, pl. 55 fig. 21. – Davie, 2002: 312.

Material examined

Western Australia, Dampier Archipelago: (1) WAM C 25879 (1 male), stn DA1/98/06, Haüy I. (20°25.725'S, 116°57.580'E), 0.5–2.0 m, 19.10.1998; (2) WAM C 25855 (1 ovig. female), stn DA1/98/06, Haüy I. (20°25.725'S, 116°57.580'E), 0.5–2.0 m, 19.10.1998; (3) WAM C 28078 (1 ovig. female), stn DA3/99/14, Unnamed I. (20°26.581'S, 116°48.790'E), intertidal, 22.10.1998; (4) WAM C 29213 (1 male, 1 ovig. female), stn DA3/99/36, Malus I. (20°30.050'S, 116°40.594'E), 6.0–14.0 m, 27.08.1999.

Host

Pocillopora sp., including *P. damicornis* (4) [Scleractinia, Pocilloporidae].

Remarks

The specimen (1) has the appendix masculina (Figure 1A) on the second pleopod short, not

exceeding the appendix interna, slightly curved medially, with ca 12 pairs of short slender simple spines along the ventrolateral margin, generally similar to that of *H. depressus*. The specimen (1), lacking both second pereopods, was found in association with *Periclimenes amymone*.

Australian Distribution

Western Australia: Pt Quobba and Rottneest I. (Prince and Black, 1983); Quobba (Jones, 1990); Cartier Reef (Bruce, 1992); Rottneest I. (Jones and Morgan, 1993); Shark Bay (Berggren, 1997b); Central Kimberleys: Rob Roy, Albert, East Montlivet, Wildcat reefs, Cassini, Jessieux, De Freycinet Is (Berggren, 1997c). **Northern Territory:** Cobourg Pen. (Bruce and Coombes, 1995). **Queensland:** Willis I.; Bet Reef; Restoration Rock; Heron I. and Wistari Reef, Capricorn Is (Patton, 1966); Heron I. (Bruce, 1981); Capricorn Is (Austin, Austin, and Sale, 1980).

Further Distribution

Type locality: Egypt. Reported from Egypt, Israel, Sudan, Eritrea, Djibouti, Yemen, Kenya, Zanzibar, Tanganyika, Moçambique, Madagascar, Seychelle Islands, Réunion, Mauritius, Maldives Islands, Chagos Islands, Sri Lanka, Andaman Islands, Singapore, Indonesia, Thailand, Vietnam, China, South China Sea, Japan, Philippine Islands, Papua New Guinea, Coral Sea, Marianas Islands, Marshall Islands, Fijian Islands, Society Islands, Tuamotu Islands, French Frigate Shoals, Johnson Atoll, Hawaiian Islands, and Easter Island.

Genus *Harpilius* Dana, 1852

Harpilius bayeri Holthuis, 1981

Periclimenes bayeri Holthuis, 1981: 792, fig. 3a–h. – Davie, 2002: 324.

Harpilius bayeri. – Bruce, 2004: 5.

Material examined

Western Australia, Dampier Archipelago. WAM C 25911 (1 male, CL 2.7 mm), stn DA1/98/13, Hammersley Shoal (20°23.203'S, 116°46.691'E), 5.0 m, coll. D. Heald, 21.10.1998.

Host

Pocillopora sp. [Scleractinia, Pocilloporidae].

Remarks

Rostrum long and slender, dentition 7/3, tip well exceeding distal margin of scaphocerite. Fourth thoracic sternite with exceptionally long, slender, acute finger-like median process.

Australian Distribution

Western Australia: Cartier Reef (Bruce, 1992).

Further Distribution

Type locality: Ine Village, Arno Atoll, Marshall Islands. Known from Marshall Islands and Western Australia only.

Genus *Kemponia* Bruce, 2004

Kemponia amymone (De Man, 1902)

Figure 1B

Periclimenes amymone De Man, 1902: 829, pl. 25 fig. 53. – Davie, 2002: 323.

Kemponia amymone. – Bruce, 2004: 11.

Material examined

Western Australia, Dampier Archipelago. (1) WAM C 26634 (1 male, 1 juv.), stn DA3/99/36, Malus I. (20°30.050'S, 116°40.594'E), 6.0–14.0 m, 27.08.1999; (2) WAM C 25818 (1 male), stn DA1/98/03, Dolphin I. (20°24.320'S, 116°56.108'E), 2.0–15.0 m, 17.10.1998; (3) WAM C 25759 (1 ovig. female), stn DA1/98/01, Dolphin I. (20°25.852'S, 116°52.953'E), 3.0–6.5 m, 17.10.1998; (4) WAM C 29300 (3 spms), stn DA3/99/36, Malus I. (20°30.050'S, 116°40.594'E), 6.0–14.0 m, 27.08.1999; (5) WAM C 25861 (1 ovig. female), stn DA1/98/08, Angel I. (20°29.180'S, 116°47.711'E), 2.0–8.0 m, 20.10.1998; (6) WAM C 25879 (1 male, 4 ovig. females), stn DA1/98/06, Haüy I. (20°25.725'S, 116°57.580'E), 0.5–2.0 m, 19.10.1998; (7) WAM C 25863 (7 juvs), stn DA1/98/06, Haüy I. (20°25.725'S, 116°57.580'E), 0.5–2.0 m, 19.10.1998; (8) WAM C 25767 (4 ovig. females), stn DA1/98/01, Dolphin I. (20°25.852'S, 116°52.953'E), 3.0–6.5 m, 17.10.1998; (9) WAM C 25675 (2 males), stn DA1/98/29, Legendre I. (20°24.566'S, 116°53.714'E), 4.5m, coll M. Hewitt, 27.10.1998.

Host

Generally *Pocillopora* spp, including *P. damicornis* [Scleractinia, Pocilloporidae], but (1) (2) were on *Acropora* sp. [Scleractinia, Acroporidae].

Remarks

The specimens present no special features. The dactyl of the third ambulatory pereopod (Figure 1B) of specimen (3) is illustrated to show the distoventral spinulation of the propod, with a single slender spine only. The propod is ca 8.5 times longer than wide, 4.1 times longer than dactyl. The rostral dentition is 1+6–7/2–3.

Australian Distribution

Western Australia: Quobba (Jones, 1990); Shark Bay (Berggren, 1997b); central Kimberleys, Rob Roy, Wildcat, Gibbings reefs, Lamarck I., Macleay, East Montlivet, Cassini, De Freycinet, Jessieux, Maret Is (Berggren, 1997c). **Northern Territory:** Darwin, East

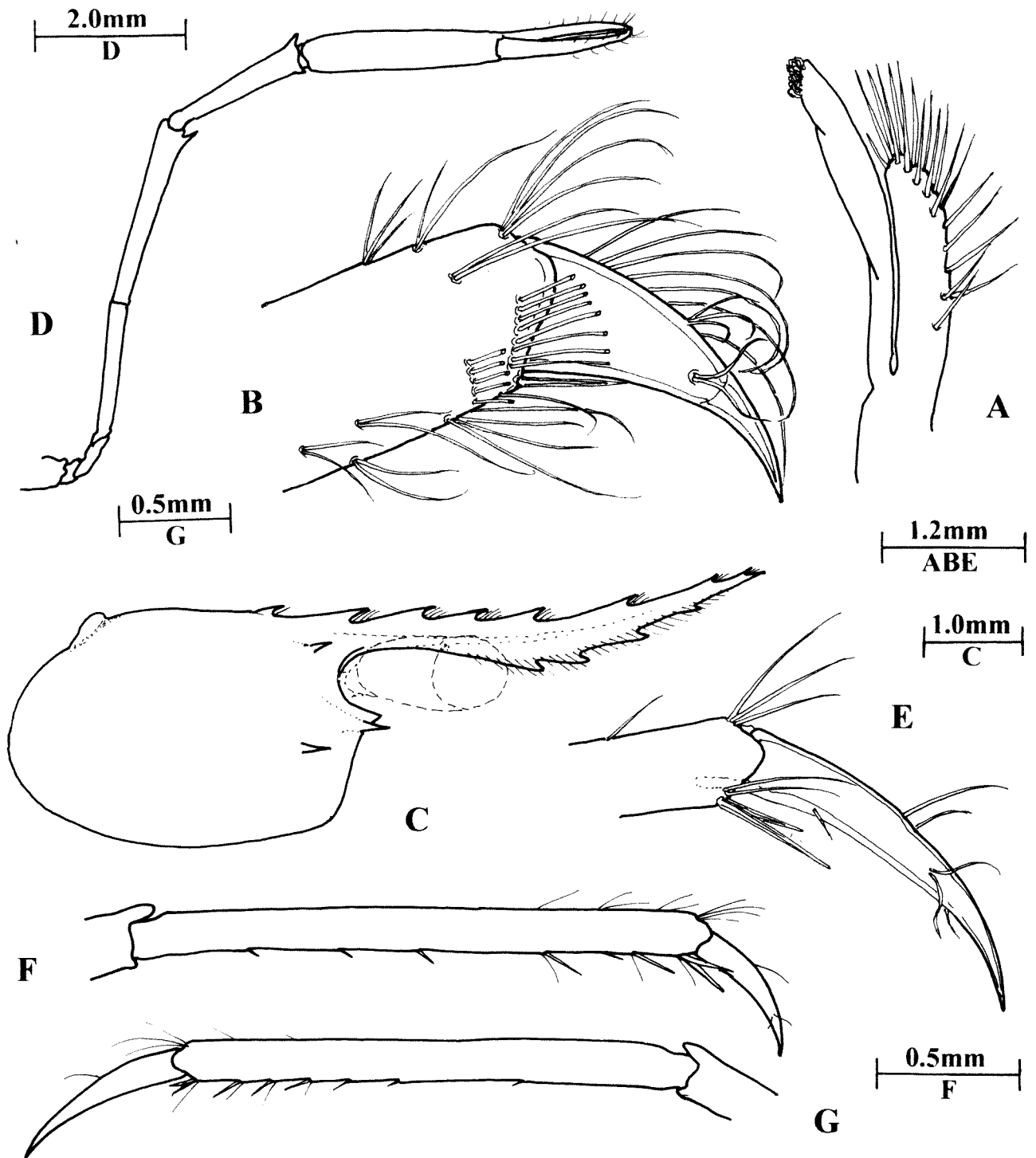


Figure 1 A, *Harpiliopsis beaupresii* (Audouin), male, WAM C 25879, second pleopod, appendices interna and masculina. B, *Kemponia amymone* (De Man), WAM C 25759, third pereiopod, distal propod and dactyl. C, *Kemponia andamanensis* (Kemp), WAM C 29309, carapace and rostrum. D, second pereiopod. E, third pereiopod, distal propod and dactyl. F, *Kemponia grandis* (Stimpson), WAM C 28096, third pereiopod, propod and dactyl. G, *Kemponia* aff. *grandis*, WAM C 28056, third pereiopod, propod and dactyl.

Pt (Bruce, 1983b, 1988a); Cobourg Peninsula (Bruce and Coombes, 1995). **Queensland:** Bet Reef, Restoration Rock; Heron I. and Wistari Reef, Capricorn Is; Myore, Moreton Bay (Patton, 1966); Heron I. (Bruce, 1981); One Tree I. (Bruce, 1977a); Orpheus and Lodestone (?) Is, Palm Is (Vytopil and Willis, 2001).

Further Distribution

Type locality: Ternate, Indonesia. Also known from the Nicobar Islands, Singapore, Vietnam, China, Indonesia, Papua New Guinea, Solomon Islands (?), Phillipines, and New Caledonia.

***Kemponia andamanensis* Kemp, 1922**

Figures 1C, D, E

Periclimenes (Ancylocaris) andamanensis Kemp, 1922: 204, figs. 54–57.*Periclimenes andamanensis*. – Davie, 2002: 323.*Kemponia andamanensis*. – Bruce, 2004: 12.**Material examined****Western Australia, Dampier Archipelago:** WAM C 29309 (1 male), stn DA2/99/75, off Goodwyn I. (20°32.16'S, 116°33.70'E to 20°31.70'S, 116°33.20'E), rake box dredge, 19.0–14.0 m, 25.07.1999.**Remarks**

Rostrum (Figure 1C) *ca* 1.8 times CL, slender up-curved, dentition 1+7/4, with submarginal plumose setae ventrally, carapace with supraorbital spine well developed. Second pereopods (Figure 1D) subequal, chela *ca* 1.8 times CL, fingers feebly armed, carpus shorter than merus, with well developed medial tooth distally. The third pereopod dactylus (Figure 1E) is *ca* 6.5 times longer than its basal width, as compared with 7.5–8.0 times in the type material (Kemp, 1922). The specimen corresponds well with Kemp's figure of a syntype, except that the rostrum is relatively longer. In Kemp's specimen it appears *ca* subequal to the post-orbital carapace length. In his description Kemp states that there are 2–3 ventral rostral teeth, but in his key he indicates 2–4, as in the present specimen. The material reported upon by Li (1996) from the Nansha Is had a shorter rostrum, as in Kemp's specimens, but also had a small supraorbital spine, as in the type of *P. suvativensis* Borradaile (Bruce, 1978b).

This is a new record for Western Australia.

Australian Distribution**Queensland:** Morton Bay (Wadley, 1978; Young and Wadley, 1979).**Further Distribution**

Type locality: Port Blair, Andaman Islands. Known from Madagascar, Andaman Islands, China, South China Sea, Japan and Philippines.

Kemponia elegans* (Paul'son, 1875)Anchistia elegans* Paul'son, 1875: 113, pl. 17, fig. 1.*Periclimenes (Ancylocaris) elegans*. – Kemp, 1922: 215, figs 60–62.*Periclimenes elegans*. – Li, 2000: 178, fig. 225. – Davie, 2002: 326.*Kemponia elegans*. – Bruce, 2004: 14.**Material examined****Western Australia, Dampier Archipelago.** WAM

C 29306 (1 ovig. female), stn DA2/99/18, off Sloping Pt, Burrup Pen. (20°35.67'S, 116°54.97'E to 20°36.12'S, 116°55.09'E), rake box dredge, 10.0–10.5 m, 16.07.1999.

Remarks

CL 4.3 mm. 1+7/4.

Australian Distribution

Western Australia: Hibernia Reef (Bruce, 1992); Central Kimberleys: Cassini, East Montlivet, Lamarck, White Is (Berggren, 1997c). **Northern Territory:** East Pt, Darwin (Bruce, 1988a); Orontes Reef; Port Essington; Cobourg Pen.; Oxley I. (Bruce and Coombes, 1995); Channel I., Darwin Harbour (Bruce and Coombes 1997). **Queensland:** Northwest Islet (McNeill, 1926); Diamond Islets; West Cay, Swain Reefs, (Bruce, 1977a); Heron I., Capricorn Is (Bruce, 1981f); Mourilyan Harbour (Hoedt *et al.*, 2000).

Further Distribution

Type locality: Red Sea. Also known from Egypt, Sa'udi Arabia, Koweit, Aden, Kenya, Zanzibar, Tanganyika, Madagascar, Seychelle Islands, Minikoi, Pakistan (?), India, Sri Lanka, Andaman Islands, Nicobar Islands, Singapore, Indonesia, China, Hong Kong, Ryukyu Islands, Japan, Philippines, Papua New Guinea, Solomon Islands, Caroline Islands, Marshall Islands, Society Islands and Tuamotu Islands.

***Kemponia grandis* (Stimpson, 1860)**

Figure 1F

Anchistia grandis Stimpson, 1860: 39.*Periclimenes grandis*. – Borradaile, 1898: 382. – Li, 2000: 186, fig. 235. – Davie, 2002: 327.*Periclimenes (Ancylocaris) grandis*. – Kemp, 1922: 210, figs 58–59, pl. 7 fig. 10.*Kemponia grandis*. – Bruce, 2004: 16.**Material examined**

Western Australia, Dampier Archipelago. (1) WAM C 29303 (1 female), stn DA3/99/68, Nelson Rocks (20°27.998'S, 116°39.707'E), 6.0–24.0 m, 06.09.1999; (2) WAM C 28096 (1 male, 1 female), stn DA3/99/68, Nelson Rocks (20°27.998'S, 116°39.707'E), 6.0–24.0 m, 06.09.1999, [Figure 1F, P3 propod]; (3) WAM C 25648 (1 ovig. female), stn DA1/98/11, Dolphin I. (20°30.249'S, 116°49.335'E), intertidal, 21.10.1998; (4) WAM C 28065 (2 ovig. females), stn DA3/99/59, West Lewis I. (20°33.947'S, 116°38.334'E), intertidal, 04.09.1999; (5) WAM C 28065 (1 male, 2 juv. males), stn DA3/99/59, West Lewis I. (20°33.947'S, 116°38.334'E), intertidal, 04.09.1999; (6) WAM C 25645 (1 spm), stn DA1/98/

30, Burrup Pen. (20°31.586'S, 116°51.088'E), 1.0–10.0 m, 27.10.98; (7) WAM C 29302 (2 ovig. females), stn DA3/99/62, East Lewis I. (20°37.499'S, 116°39.182'E), intertidal, 05.09.1999.

Remarks

The specimens present no special features and had rostral dentitions of 1+6–7/2–4.

The two juvenile males (5), WAM C 28065, with CLs 2.2, 1.7 mm, had a rostral dentition of 1+ 7/3; 1+ 7/2. The second pereopods had a very small distoventral meral tooth on the larger specimen and was without these teeth on the smaller. The propod and distal dactylus of the third pereopod (Fig. 1F) are illustrated for comparison with the following taxon. Both had well developed appendices masculinae. The larger male, CL 3.3 mm, had a rostral dentition of 1+6/3.

Australian Distribution

Western Australia: Hibernia Reef (Bruce, 1992c); Caparelli I., southern Kimberleys (Davie and Short, 1995); Shark Bay (Berggren, 1997b); central Kimberleys, Hedley, Slate, Maret Is, East Montlivet (Berggren, 1997c). **Queensland:** Port Molle (?) (Miers, 1884); Magnetic I. (Bruce, 1977a). **Northern Territory:** Darwin (Bruce, 1987b); East Pt, Darwin (Bruce, 1988a); Trepang Bay; Port Essington; McCluer I., Cobourg Pen. (Bruce and Coombes, 1995); Bullocky Pt, Cameron Beach, Channel I., Nightcliffe, Dudley Pt, Lee Point, Shell I., Weed Reef, Darwin Harbour (Bruce and Coombes, 1997). **Queensland:** Abbot Point (Hoedt *et al.*, 2000).

Further Distribution

Type locality: Oshima, Japan. Also known from Egypt, Israel, Jibuti, Yemen, Kenya, Zanzibar, Tanganyika, Moçambique, Comoro Islands, Madagascar, Seychelle Islands, Sri Lanka, Burma, Malaya, Singapore, Indonesia, Vietnam, China, Japan, Papua New Guinea, Japan, Caroline Islands, Marshall Islands, Fijian Islands, Tuvalu and Tuamotu Islands.

Kemponia aff. grandis

Figure 1G

Material examined

Western Australia, Dampier Archipelago: WAM C 28056 1 ovig. female, stn DA3/99/38, Malus Is (20°30.632'S, 116°38.788'E), intertidal, 27.08.1999.

Remarks

The single example has a rostral dentition of 1+6/3. It differs slightly from the norm in that the third pereopod (Figure 1G) has a relatively longer dactyl, ca 0.36 of the propod length, as opposed to 0.24, and the propod is more heavily spinulate distally,

with a pair of distoventral spines and 5 spines on the distal half of the ventral margin, as opposed to a distoventral pair and 3 rather longer spines (cf. Figure 1F).

Genus *Palaemonella* Dana, 1852

Palaemonella pottsi (Borradaile, 1915)

Periclimenes (Falciger) pottsi Borradaile, 1915: 212.

Palaemonella pottsi. – Kemp, 1922: 126. – Bruce, 1970: 279, figs. 1, 3–7, pl. 1a–d. – Li, 2000: 103, fig. 113. – Davie, 2002: 316.

Material examined

Western Australia, Dampier Archipelago. (1) WAM C 25873 (1 male), stn DA1/98/10, Angel I. (20°28.410'S, 116°48.480'E), 0.0–2.0 m, 20.10.1998; (2) WAM C 28070, 2 juvs., stn DA3/99/47, Kendrew I. (20°28.936'S, 116°32.519'E), 4.0–5.0 m, coll. S. Morrison, 30.08.1999; (3) WAM C 25810 (1 male, 1+6/2, CL 3.0 mm), stn DA1/98/10, Angel I. (20°28.410'S, 116°48.480'E), 0.0–2.0 m, 20.10.1998; (4) WAM C 28093 (1 ovig. female, 3 juvs), stn DA3/99/68, Nelson Rocks (20°27.998'S, 116°39.707'E), 6.5 m, 07.09.1999; (5) WAM C 28052 (1 ovig. female), stn DA3/99/2 (20°30.632'S, 116°38.788'E), Malus I., 2.0–3.5 m, 27.08.1999; (6) WAM C 28077 (1 male, 1 ovig. female), stn DA3/99/55, Enderby I. (20°35.152'S, 116°35.631'E), 17.0 m, 02.09.1999; (7) WAM C 25802 (1 ovig. female), stn DA1/98/10, Angel I. (20°28.410'S, 116°48.480'E), 0.0–2.0 m, 20.10.1998; (8) WAM C 29205 (1 ovig. female), stn DA2/99/10, NE of Delambre I. (20°23.97'S, 117°04.82'E to 20°23.72'S, 117°04.70'E), rake box dredge, 38.0 m, 15.07.1999; (9) WAM C 25680 (1 male, 1 ovig. female), stn DA1/98/33, Angel I. (20°27.965'S, 116°49.692'E), 1.0–8.0 m, 29.10.1999.

Hosts

Oxycomanthus sp.(1); *Comanthina variabilis* (Bell, 1882), (5) (7) (9); *Comanthus alternans* (Carpenter, 1881), (6); *Comatella maculata* (Carpenter, 1888), (2) [Crinoidea]. All appear to represent new host records. Also known to associate with *Comanthina schlegeli* (Carpenter, 1881), *Comanthus bennetti* (J. Müller), *C. parvicirrus* (J. Müller), *C. timorensis* (J. Müller), (Bruce, 1982b); *Comantheria* aff. *rotula* A.H. Clark, *Himerometra robustipinna* (Carpenter), (Bruce, 1983c); *Stephanometra oxyacantha*, *Comanthus briareus* (Bruce and Coombes, 1995) [Echinodermata, Crinoidea].

Remarks

The larger specimen (2), CL 1.4 mm, from Stn 47, had a rostral dentition of 1+6/1, with the slender rostrum reaching to the end of the antennular peduncle, all rostral teeth are well developed but

the first tooth on the carapace is noticeably smaller; the post-orbital ridges are very well marked but lack a distinct tubercle; the hepatic spine is very small. The mandible has a small, single segmented palp and the third pereopod propod has short spines distally. The specimen is male and has a well developed, spiny appendix masculina on the second pleopod which clearly exceeds the endopod. The female (7) has a CL of 4.8 mm. The rostral dentition is 1+6-7/2. Specimen (5) lacks second pereopods.

Australian Distribution

Western Australia: southern Kimberleys, Leonie I. (Davie and Short, 1995); Shark Bay (Berggren, 1997b); central Kimberleys, Albert, Jamieson, Gibbings reefs, Cassini I. (Berggren, 1997c). **Northern Territory:** East Pt, Darwin (Bruce, 1988a); Cobourg Pen. (Bruce and Coombes, 1995). **Queensland:** Mabuaig and Murray (Borradaile, 1915; Potts, 1915); One Tree I. (Bruce, 1970; Bruce, 1977a); Heron I. (Bruce, 1981).

Further Distribution

Type locality: Murray Island, Torres Strait, Queensland. Reported from Zanzibar, Maldive Islands, Singapore, Indonesia, China, Japan, Philippine Islands, Papua New Guinea; Marshall Islands and New Caledonia.

Palaemonella rotumana (Borradaile, 1898)

Periclimenes rotumanus Borradaile, 1898: 383.

Palaemonella vestigialis. – Kemp, 1922: 123, figs 1–2, pl. 3 fig. 2. – Bruce, 1970: 276, pl. 1 e–f. – Li, 2000: 105, fig. 115. – Davie, 2002: 317.

Material examined

Western Australia, Dampier Archipelago. (1) WAM C 25904 (1 male), stn DA2/99/62, Flying Foam Passage, off Angel I. (20°30.69'S, 116°48.58'E to 20°31.17'S, 116°48.33'E), rake box dredge, 7.0–9.0 m, 22.07.1999; (2) WAM C 29211 (1 male, 1 female, 1+6/2, 1 v. damaged spm, NWK), stn DA2/99/36, off High Pt, West Lewis I. (20°33.58'S, 116°36.87'E to 20°33.88'S, 116°36.25'E), rake box dredge, 13.0 m, 19.07.1999; (3) WAM C 29299 (ex WAM C 25692), (1 male, 1 ovig. female), stn DA1/98/31, Searipple Passage (20°31.230'S, 116°51.182'E), intertidal, 28.10.1998; (4) WAM C 25665 (1 ovig. female), stn DA1/98/08, Angel I. (20°29.180'S, 116°47.711'E), 2.0–8.0 m, 20.10.1998; (5) WAM C 25419 (1 ?female), stn DA3/99/64, West Lewis I. (20°36.658'S, 116°36.956'E), 2.0–5.0 m, 06.09.1999.

Remarks

The specimens of this well known species, several of which lacked second pereopods, present no

special features. The rostral dentition is 1+6-7/2-3. Largest male, CL 4.5 mm. Specimen (5) is juvenile, with poorly developed supraorbital ridges:

Australian Distribution

Western Australia: Rottneest I. (Black and Prince, 1983); Shark Bay (Jones, 1990); Cartier and Hibernia Reefs (Bruce, 1992); Rottneest I. (Jones and Morgan, 1993); Sunday I.; Montgomery Reef; Whirlpool Pass, southern Kimberleys (Davie and Short, 1995); central Kimberleys, Wildcat, Gibbings reefs, Hedley I. (Berggren, 1997c). **Northern Territory:** Darwin Harbour (Bruce, 1983b); Weed Reef, Darwin Harbour (Bruce, 1987d); East Pt, Darwin (Bruce, 1988a); Burford I.; Port Bremer, Port Essington; Oxley I.; New Year I., Cobourg Pen. (Bruce and Coombes, 1995). **Queensland:** Moreton Bay; Low Is (Bruce, 1970); Herald Is, North East Cay; One Tree I. (Bruce, 1977a); Heron I. (Bruce, 1981); John Brewer Reef (Bruce, 1987d).

Further Distribution

Type locality: Rotuma Island, Fijian Islands. Reported from Israel (Haifa), Egypt, Suez, Yemen, Kenya, Zanzibar, Tanganyika, Moçambique, Madagascar, Comoro Islands, Seychelle Islands, Maldive Islands, Sri Lanka, Andaman Islands, Nicobar Islands, Burma, Malaya, Singapore, Vietnam, China, Hong Kong, South China Sea, Ryukyu Islands, Japan, Indonesia, Papua New Guinea, Philippines, New Caledonia, Marshall Islands, Mariannas Islands, Fijian Islands, and Hawaii(?). To depths of 120 m. Now also occurring in the eastern Mediterranean Sea.

Palaemonella spinulata Yokoya, 1936

Figures 2, 3

Palaemonella spinulata Yokoya, 1936: 135, fig. 4. – Li, 2000: 106. – Davie, 2002: 317.

Not *Palaemonella spinulata*. – Bruce, 1975: 177, figs 6–7. – Li, 2000: fig. 114.

Material examined

Western Australia, Dampier Archipelago. (1) WAM C 29308 (1 ovig. female), stn DA2/99/73, off Rocky Head, Enderby I. (20°40.14'S, 116°27.69'E to 20°39.93'S, 116°27.96'E), rake box dredge, 12.5 m, 24.07.1999; (2) WAM C 28094 (1 male, 1+ 7/2, CL 3.2mm, drawn), stn DA3/99/68, Nelson Rocks (20°27.998'S, 116°39.707'E), 6.5 m, 07.07.1999.

Diagnosis

Rostrum (Figure 2A) exceeding antennular peduncle, slightly upturned. Orbit obsolete; supraorbital spines present, small, ridges absent; hepatic spine larger; inferior orbital angle (Figure 2B) produced, acute; exceeded by antennal spine; R

1+7/2, ca 1.1 times CL. pleuron 4 (Figure 2I) bluntly rounded posteroventrally, pleuron 5 feebly acute. Mandibular palp 2-segmented; second maxilliped with rudimentary podobranch. Second pereopod (Figure 2F) with distoventral meral tooth, without ischial teeth; carpus (Figures 2G) with short blunt distolateral tooth. Third pereopod dactyl (Figure 3C) ca 0.27 of propod length (Figure 2H); dactyls ca 5 times longer than wide, ventral margin concave; propods ca 12 times longer than wide. Appendix masculina subequal to endopod length. Dorsal telson spines at 0.33 and 0.66 of length; posterior margin with acute median point.

Type

The holotype specimen from Misaki is considered to be lost (Holthuis, 1952; Bruce, 1970; Okuno, pers. comm.). The designation of a neotype would appear useful but one from Japanese or nearby waters would be more appropriate than one of the present specimens.

Remarks

(1) Supraorbital spine well developed, mandibular palp 2-segmented, CL 2.5 mm, 1+6/2. (2) large spm, CL 3.2 mm, with relatively small supraorbital spines; rostrum exceeding scaphocerite, tip acute, slightly deflected. The second pereopod is robust, the chela ca 2.1 times CL. The appendix masculina is slightly longer than endopod, with numerous spines, twice length of the appendix interna and the endopod.

The specimens referred to *P. spinulata* Yokoya by Bruce (1975) from Tanganyika and Kenya are now not considered to belong to this species. The taxon has now been provided with a new name (Bruce, 2002a).

This is a new record for Western Australia.

Australian Distribution

Queensland: Heron I. (Bruce, 1981); Morton Bay, Dunwich (Bruce, 1983). **Northern Territory:** Cobourg Peninsula (Bruce and Coombes, 1995); Darwin Harbour, Fannie Bay (Bruce and Coombes, 1997).

Further Distribution

Type locality: Misaki, Japan. Reported only from La Réunion, China and Japan.

Palaemonella sp.

Material examined

Western Australia, Dampier Archipelago. WAM C 25659 (1 female), stn DA1/98/34, Tozer I. (20°27.684'S, 116°50.486'E), intertidal, 29.10.1998.

Remarks

The specimen, which lacks both second

pereopods, has a 2-segmented palp. The rostral dentition is 2+6/3, the rostrum ca 1.1 of CL, not exceeding the scaphocerite, and the supraorbital carina and tubercle, as in *P. pottsi* and *P. rotumana*, is obsolete. The posteroventral angle of the fourth pleuron is rounded, the fifth acute. The third ambulatory pereopod has a slender propod, ca 15 times longer than wide, with a pair of unequal distoventral spines and 4 isolated spines on the distal half of the ventral border, with the dactyl ca 0.26 of the propod length, 6.5 times longer than its basal width, smoothly concave ventrally.

The specimen shows some resemblance to *Palaemonella foresti*, but the dactyls of the ambulatory pereopods are much longer and more slender, compared with 0.18 of the propod length and 3.6 times longer than the basal depth in *P. foresti* (Bruce, 2002b).

Specimens of *Palaemonella* aff. *rotumana* have been reported from the Seychelle Is and from Kenya which lack a tuberculate supraorbital ridge (Bruce, 1974a; 1976; 2002b).

Genus *Periclimenella* Duris and Bruce, 1995

Periclimenella spinifera (De Man, 1902)

Periclimenes Petithouarsi var. *spinifera* De Man, 1902: 284.

Periclimenes (Ancylocaris) spiniferus. – Kemp, 1922: 195.

Periclimenes (Harpilius) spiniferus. – Holthuis, 1952: 76, fig. 30.

Periclimenella spinifera. – Duris and Bruce, 1995, 656, figs 19–20. – Li, 2000:144, fig. 178. – Davie, 2002: 321.

Material examined

Western Australia, Dampier Archipelago. WAM C 28087 (2 ovig. females), stn DA3/99/64, West Lewis I. (20°36.658'S, 116°36.956'E), 2.0–5.0 m, 06.09.1999.

Remarks

The specimens present no special features. This species is usually abundant on coral reefs and it is surprising that so few specimens were collected from the Dampier Archipelago.

Australian Distribution

Western Australia: Cartier and Hibernia Reef (Bruce, 1992c); Sunday I., southern Kimberleys (Davie and Short, 1995, as *Periclimenes*); central Kimberleys: Montgomery reef, Maret Is (Berggren, 1997c). **Northern Territory:** Dudley Pt, Darwin (Bruce, 1983); Weed Reef, Darwin Harbour (Bruce,

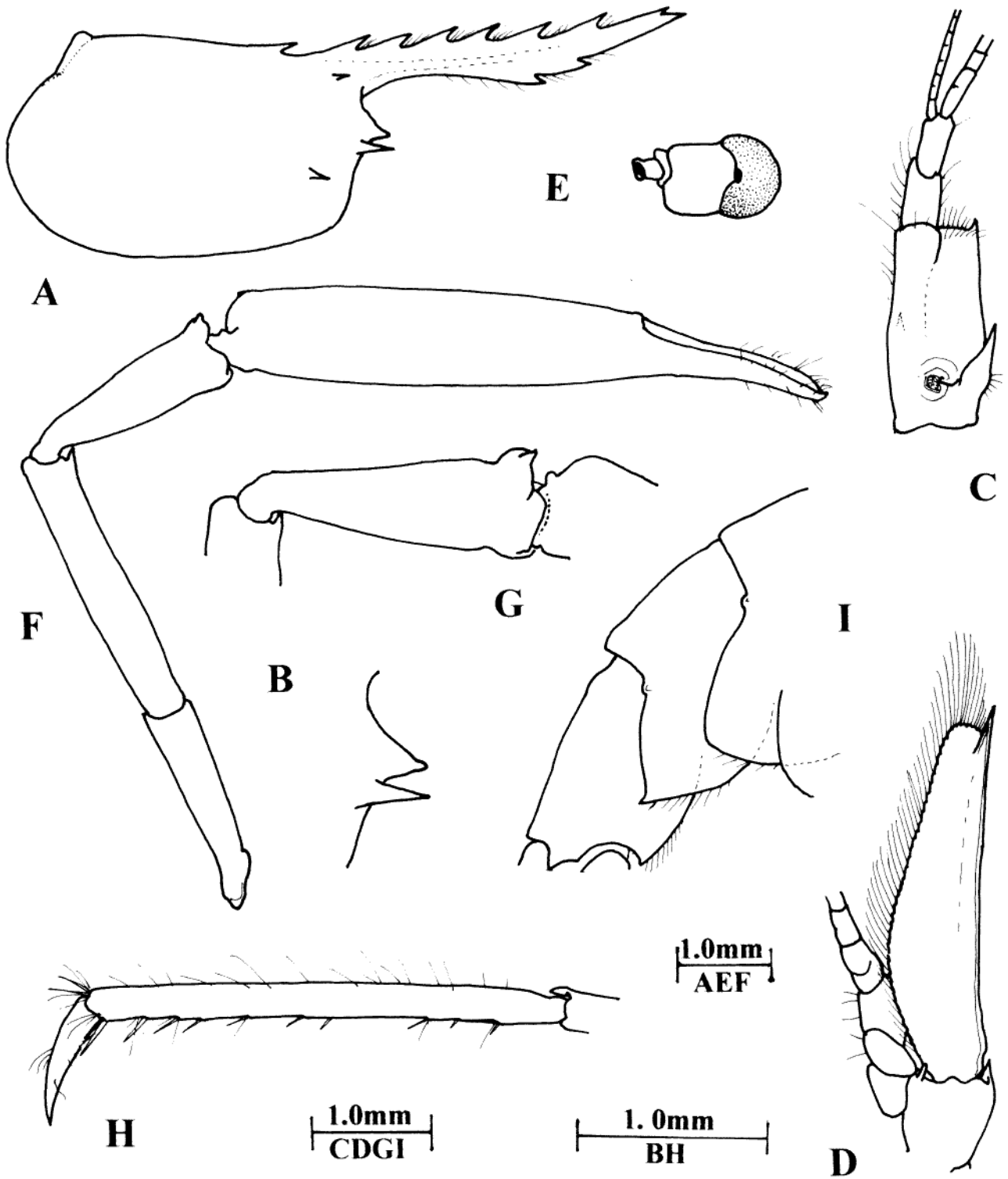


Figure 2 *Palaemonella spinulata* Yokoya, male, WAM C 28094. A, carapace and rostrum. B, inferior orbital region. C, antennule. D, antenna. E, eye. F, second pereiopod. G, same, carpus. H, third pereiopod, propod and dactyl. I, abdomen, fourth and fifth pleura.

1987b, as *P. spinifer*); East Pt, Darwin (Bruce, 1988a); Cobourg Pen. (Bruce and Coombes, 1995); East Pt; Channel I., Darwin Harbour (Bruce and Coombes 1997). **Queensland:** Northwest I. (McNeill, 1926); Low I. (Stephenson, *et al.*, 1931); Low Is (McNeill, 1968); Great Barrier Reef (Patton, 1966); Heron I. (Patton, 1974; Bruce, 1981); One Tree

I. (Austin, Austin and Sale, 1980); Lizard I. (Bruce, 1983).

Further Distribution

Type locality: Ternate, Ambon, Indonesia. Reported from Kenya, Tanganyika, Madagascar, Seychelle Islands, Réunion, Maldivé Islands,

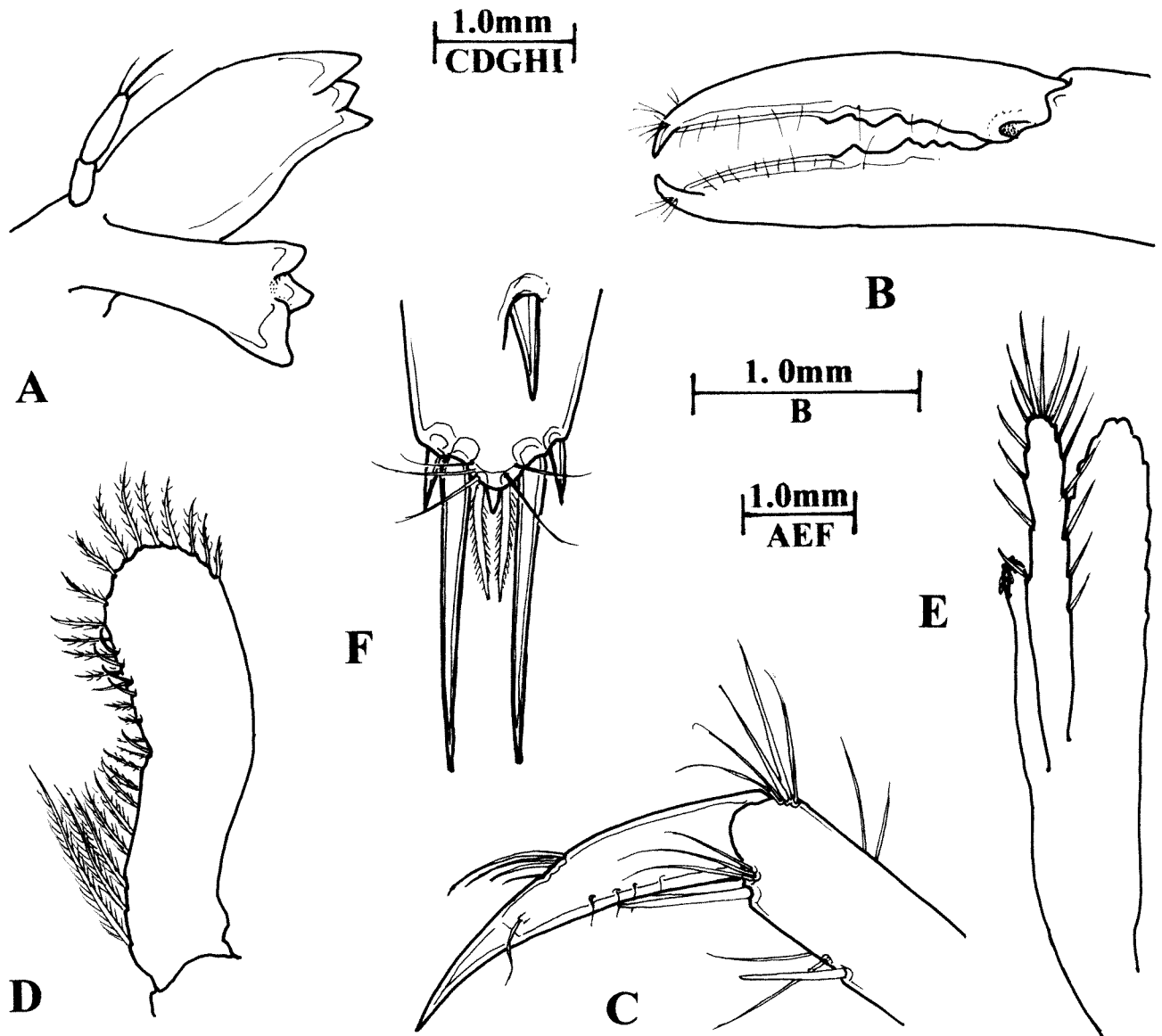


Figure 3 *Palaemonella spinulata* Yokoya, male, WAM C 28094. A, mandible. B, second pereiopod chela, fingers. C, third ambulatory pereiopod, distal propod and dactyl. D, first pleopod, endopod. E, second pleopod, endopod. F, posterior telson, dorsal spine inset.

Chagos Islands, Gulf of Manaar, Andaman Islands, Nicobar Islands, Burma, Malaya, Singapore, Vietnam, Indonesia, China, South China Sea, Japan, Philippines, Papua New Guinea, Mariannas Islands, Marshall Islands, Fijian Islands, Samoan Islands and Society Islands.

Genus *Periclimenaeus* Borradaile, 1915

***Periclimenaeus arabicus* (Calman, 1939)**

Periclimenes (*Periclimenaeus*) *arabicus* Calman, 1939: 210, fig. 4.

Periclimenaeus arabicus. – Holthuis, 1952: 13, 130. – Li, 2000: 116, fig. 127. – Davie, 2002: 318.

Periclimenaeus ohshimai Miyake and Fujino, 1967: 275, fig. 1.

Material examined

Western Australia, Dampier Archipelago. WAM C 28049 (1 ovig. female), stn DA3/99/36, Malus I. (20°33.58'S, 116°36.87'E to 20°33.88'S, 116°36.25'E), 6.0–14.0 m, 27.08.1999.

Remarks

Rostrum not exceeding eyes, dentition 6/1, acute supraorbital tubercle distinct. CL 2.0 mm. Noted as collected from *Pocillopora*, but presumably from an encrusting sponge host.

This is a new record for Western Australia.

Australian Distribution

Reported from central Kimberleys by Berggren (1997c). **Queensland:** Heron I. (Bruce, 1981; 1983) **Northern Territory:** Cobourg Pen. (Bruce and Coombes, 1995).

Further Distribution

Type locality: Oman: 19°22.6'N. 57°53.0'E., 13.5 m. Reported from Oman, "Cotes d'Arabie", Djibuti, Kenya, Zanzibar, Tanganyika, Seychelle Islands, Maldive Islands, Vietnam, China, Hong Kong, Japan, New Caledonia and Fijian Islands.

***Periclimenaeus hecate* (Nobili, 1904)**

Coralliocaris hecate Nobili, 1904: 232. – Nobili, 1906: 58, pl. 3, fig. 2.

Periclimenaeus tridentatus. – Holthuis, 1952: 145 (part.).

Periclimenaeus hecate. – Bruce, 1974: 1574, figs 11–12, 13e. – Li, 2000: 124, fig. 143. – Davie, 2002: 320. – Marin *et al.*, 2005: 205, fig. 5a–h.

Material examined

Western Australia, Dampier Archipelago. WAM C 25906 (1 ovig. female), stn DA1/98/32, Legendre I. (20°23.520'S, 116°54.110'E), 5.0–17.0 m, 28.10.1998.

Remarks

Rostrum short, not exceeding eyes, dentition 3/0. The major second pereopod and all ambulatory pereopods except one fifth pereopod are lacking so the determination cannot be considered certain. The fifth pereopod dactyl lacks a distal accessory spine, but a minute proximal ventral styliform tooth may be present. The minor second pereopod dactyl has *ca* 40 small acute teeth, of diminishing size proximally, palm sparsely setose. CL 2.5 mm.

Australian Distribution

Western Australia: C. Jaubert (Balss, 1921, as ?*Coralliocaris*); central Kimberleys, Albert Reef, Maret Is (Berggren, 1997c). **Queensland:** Heron I., Wistari Reef (Bruce, 1981; Bourdon and Bruce, 1983); One Tree I. (Austin, Austin and Sale, 1980).

Further Distribution

Type locality: Djibuti. Reported from Djibuti, Kenya, Comoro Islands, Seychelle Islands, Réunion, Maldive Islands, Indonesia, Vietnam and China.

***Periclimenes affinis* (Zehntner, 1894)**

Figure 4

Palaemonella affinis Zehntner, 1894: 208.

Periclimenes (Harpilius) affinis. – Holthuis, 1958: 6, fig. 2.

Periclimenes affinis. – Bruce, 1980a: 2, figs. 1–3. – Davie, 2002: 323.

Material examined

Western Australia, Dampier Archipelago. (1) WAM C 29304 (2 males, 1 ovig. female), stn DA3/99/68, Nelson Rocks (20°27.998'S, 116°39.707'E), 6.5 m, 07.10.1999, (2) WAM C 29301 (23 [7 ovig. females]), DA3/99/55, Enderby I. (20°35.152'S, 116°35.631'E), intertidal, 02.10.1999.

Hosts

(1) crinoid Z 5953, *Comanthina variabilis* (Bell, 1882). (2) crinoid Z 5557, *Comanthina alternans* (Carpenter, 1881)[Crinoidea]. Both hosts are new host records. Associations with *Comatula cratera* (H.L. Clark), *Comanthus* sp. (Bruce, 1982); *Comanthina schlegeli* (Carpenter, 1881) have been reported (Bruce, 1982c) [Echinodermata, Crinoidea].

Remarks

This represents a new record to the Western Australian fauna.

The mature specimens are as previously described (Holthuis, 1958; Bruce, 1980). A small juvenile specimen, CL 1.3 mm, in (2), has the rostrum (Figure 4A) *ca* 0.75 of the CL, dentition of 4/0. The antennal spine is well developed, subcarinate, distinctly exceeding the inferior orbital angle. The hepatic spine, at a slightly lower level, is short and robust. The cornea is large, hemispherical, *ca* 0.28 of the CL. The first and second pereopods are very short, reaching only to *ca* the distal end of the scaphocerite. The first pereopod (Figure 4B) has a very short, robust carpus, slightly longer than the palm of the chela, which is subequal to the finger length. The fingers are unarmed, without distinct cutting edges. Second pereopods (Figure 4C) are subequal, more slender, with the chela *ca* 0.8 of the CL; the fingers are a little shorter than the palm and unarmed. The third pereopod has the propod (Figure 4D) equal to *ca* 0.5 of the CL, robust, with four slender spines ventrally, with numerous long filamentous setae distoventrally. The dactyl is *ca* 0.25 of the propod length, simple, with a slender curved unguis, *ca* 0.66 of the corpus length. The specimen is probably an early post larval juvenile.

Australian Distribution

Northern Territory: Black Point, Port Essington, Cobourg Peninsula (Bruce and Coombes, 1995). **Queensland:** Capricorn Is, Wistari Reef ((Bruce, 1981).

Further Distribution

Type locality: Ambon, Moloccan Islands, Indonesia. Known from Indonesia, China, South China Sea, Japan (?), Philippines, Papua New Guinea and New Caledonia.

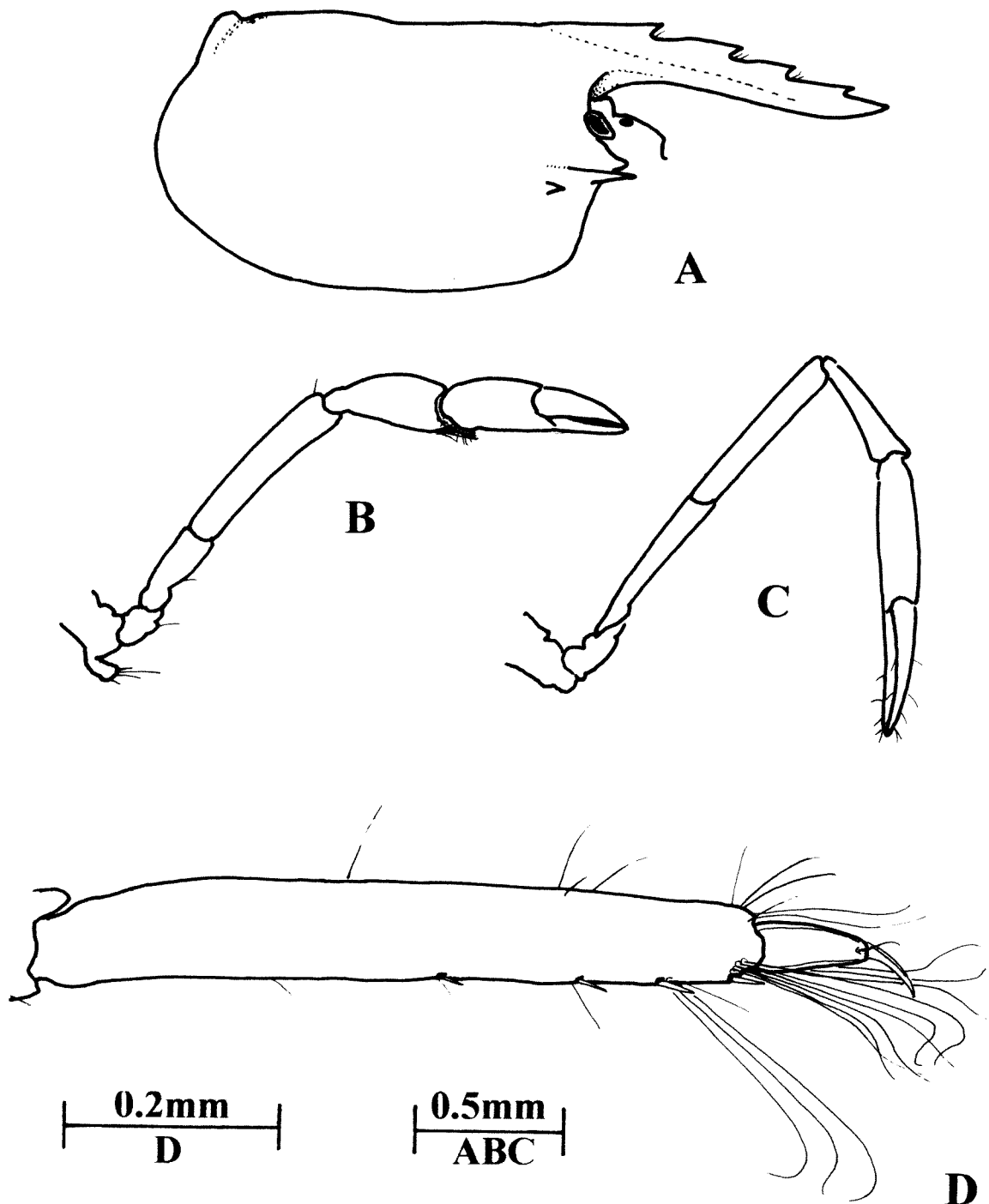


Figure 4 *Periclimes affinis* (Zehntner), juvenile, WAM C 29301. **A**, carapace and rostrum. **B**, first pereiopod. **C**, second pereiopod. **D**, third pereiopod, propod and dactyl.

Genus *Periclimes* Costa, 1844

***Periclimes alegrias* Bruce, 1987**

Periclimes alegrias Bruce, 1987a: 143, figs 1A, 2–5, 15 A–C. – Li, 2000: 152, fig. 186. – Davie, 2002: 323.

Material examined

Western Australia, Dampier Archipelago. WAM C 29305 (1 ovig. female), stn DA3/99/68, Nelson Rocks (20°27.998'S, 116°39.707'E), 6.5 m, 07.09.1999.

Host

Comanthina variabilis (Bell, 1882)
[Echinodermata, Crinoidea].

Remarks

The single specimen, CL 2.1 mm, agrees closely with the original description. It has a rostral dentition of 8/0 and lacks the minor second pereiopod and all ambulatory pereiopods except the fourth right pereiopod.

Previously reported in association with

Stephanometra spicata (Carpenter) and *Lamprometra palmata* (Müller). The entries in the table in Bruce (1986, p. 151) are incorrect.

Australian Distribution

Western Australia: Whirlpool Pass, southern Kimberleys (Davie and Short, 1995). **Northern Territory:** Coral Bay, Port Essington, Arnhem Land (Bruce, 1987a); East Point, Darwin (Bruce, 1988); West Vernon I. (Bruce, 1990a); Orontes Reef and Coral Bay, Cobourg Peninsula (Bruce and Coombes, 1995).

Further Distribution

Type locality: Coral Bay, Port Essington, Cobourg Peninsula, Northern Territory. Not known from outside Northern Territory waters. Davie (2002) cites WA record.

Periclimenes burrup sp. nov.

Figures 5–7

Periclimenes sinensis. – Bruce and Coombes, 1995: 133, figs 12b–c.

Material examined

Holotype: WAM C 25672 (ovig. female, CL 2.0; carapace and rostrum 3.8; total body length ca. 11.0; major second pereopod chela 3.3; minor second pereopod chela 2.2; length of ovum 0.5), stn DA1/98/30, Burrup Pen. (20°31.59'S, 116°52.09'E), 11.0m, 27.10.1998.

Paratypes: WAM C 35561 (1 male, stn DA1/98/30, Burrup Pen. (20°31.59'S, 116°52.09'E), 11.0m, 27.10.1998; WAM C 35562 (1 female, stn DA1/98/30, Burrup Pen. (20°31.59'S, 116°52.09'E), 11.0m, 27.10.1998.

Western Australia, Dampier Archipelago. (1) WAM C 25672 (ca 44 spms, 29 ovig. females), stn DA1/98/30, Burrup Pen. (20°31.59'S, 116°52.09'E), 11.0 m, 27.10.1998; (2) C WAM (1 ovig. female), stn DA2/99/71, off Rocky Head, Enderby I. (20°41.49'S, 116°28.05'E to 20°41.55'S, 116°28.36'E), rake box dredge, 10.5 m, 24.7.99; (3) WAM C 26625 (1 female, 3 juvs), stn DA2/99/56, off Roly Rock (20°30.10'S, 116°28.27'E to 20°29.88'S, 116°27.93'E), rake box dredge, 33.0–34.5 m, 21.7.99.

Host

(1)(2) *Dendronephthea* sp. [Alcyonacea]. (3) unidentified sponge.

Diagnosis

A small *Periclimenes* of the *obscurus* group. Rostrum (Figure 5B) horizontal, slender, subequal to CL (Figure 5A), dentition 8–11/1–2, mainly 8–9/2 (72%), first tooth on carapace, first 3 teeth semi-articulated, inferior orbital angle slightly produced,

blunt, not reaching to end of antennal spine, corneal diameter (Figure 5F) 0.24 of CL, scaphocerite (Figure 5E) 2.27 times longer than wide, bluntly rounded distally, lateral tooth falling short of distal lamellar margin; mouthparts similar to *P. toloensis* (see Bruce, 1982, p. 262, fig. 17), third maxilliped (Figure 5G) slender, ischiomerus and basis feebly separated, with well developed rounded epipod and rudimentary arthrobranch, thoracic sternites (Figure 5H) armed, fourth with paired confluent subacute submedian processes, fifth with paired discrete blunt submedian processes, sixth with blunt median process, first pereopod (Figure 6B) with chela (Figure 6C) subequal to carpus, coxa with strong ventral process (Figure 6D), second pereopods unequal, robust, major chela (Figure 6E) with fingers (Figure 6F) 0.6 of palm length, feebly dentate (Figure 6G), fixed finger with three small teeth proximally, central tooth smaller, single tooth on dactylus, teeth slightly larger in male, carpus short, half palm length, chela 1.3 times CL, merus longer than palm, unarmed, third ambulatory dactyls slender, 0.25 of propod length, biunguiculate, unguis 0.57 of corpus length, accessory tooth slender, 0.5 of unguis length; propod with distoventral spine, 4 single ventral spines; telson (Figure 5I) ca 0.75 of CL, dorsal spines normal, at ca 0.5 and 0.75 of telson length, lateral posterior spines small, posterior margin (Figure 5J) bluntly angular, without acute median process, lateral spines ca 0.2 of intermediate spine length, intermediate spines (Figure 5K) 0.25 of telson length, robust, distally blunt, submedian spines (Figure 5K) 0.4 of intermediate spine length, distally acute, setulose; uropods without special features. Colouration unknown.

Systematic position

Periclimenes burrup is closely related to *P. sinensis* Bruce, 1969 (Bruce, 1969; 1982a). The new species is most readily distinguished by its stouter form, the much more robust unequal second pereopods, with the chelae having relatively shorter fingers. The scaphocerite is broader, ca 2.7 times longer than wide, as opposed to ca 3.0 times, and distally rounded rather than angular. The unguis of the ambulatory dactyl is shorter in *P. burrup*, ca 0.57 of the corpus length, 0.7 in *P. sinensis*, with the accessory tooth more divergent. The poster margin of the telson has an acute median point in *P. sinensis*, not present in *P. burrup*. The condition of the thoracic sternites in *P. sinensis* is unknown. The fourth and fifth sternites are similar to *P. terangeri*, which is distinguished by the presence of a distinct epigastric spine, longer paired ventral spines on the ambulatory propods (Bruce, 1998).

Etymology

From *Burrup*, original name for locality of capture, used in apposition.

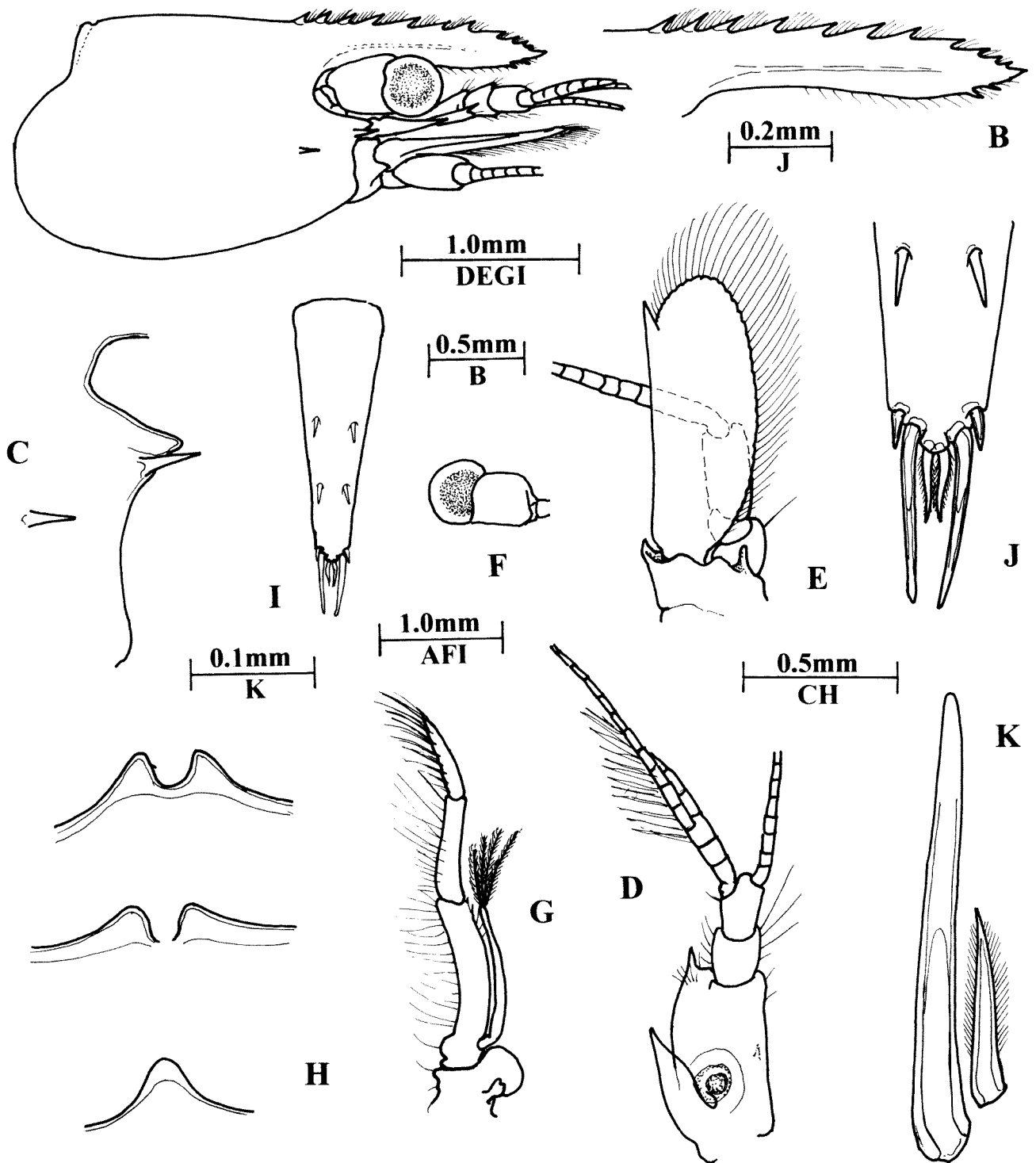


Figure 5 *Perclimenes burrup* sp. nov., ovigerous females, Burrup Pen., WAM C 25672. **A**, carapace and appendages. **B**, rostrum. **C**, carapace, orbital region, right lateral. **D**, antennule. **E**, antenna. **F**, eye. **G**, third maxilliped. **H**, fourth to sixth thoracic sternites. **I**, telson. **J**, same, posterior end. **K**, same, submedian and intermediate posterior spines. **AB**, holotype (ovig. female) WAM C 25672. **C-K**, paratype (female) WAM C 35562.

Remarks

The closely related *Perclimenes sinensis* is reported from Hong Kong (type locality), Japan (as *Perclimenes setoensis*), Philippines and Northern Territory only. The second pereiopods of *P. sinensis* are reported to be subequal and similar, as are those

of its synonym *P. setoensis* Fujino and Miyake, 1969. The *P. sinensis* material reported from the Northern Territory (Bruce and Coombes, 1995) should be referred to *P. burrup* on account of the asymmetry of the second pereiopods and the robust development of the major chela. *Perclimenes*

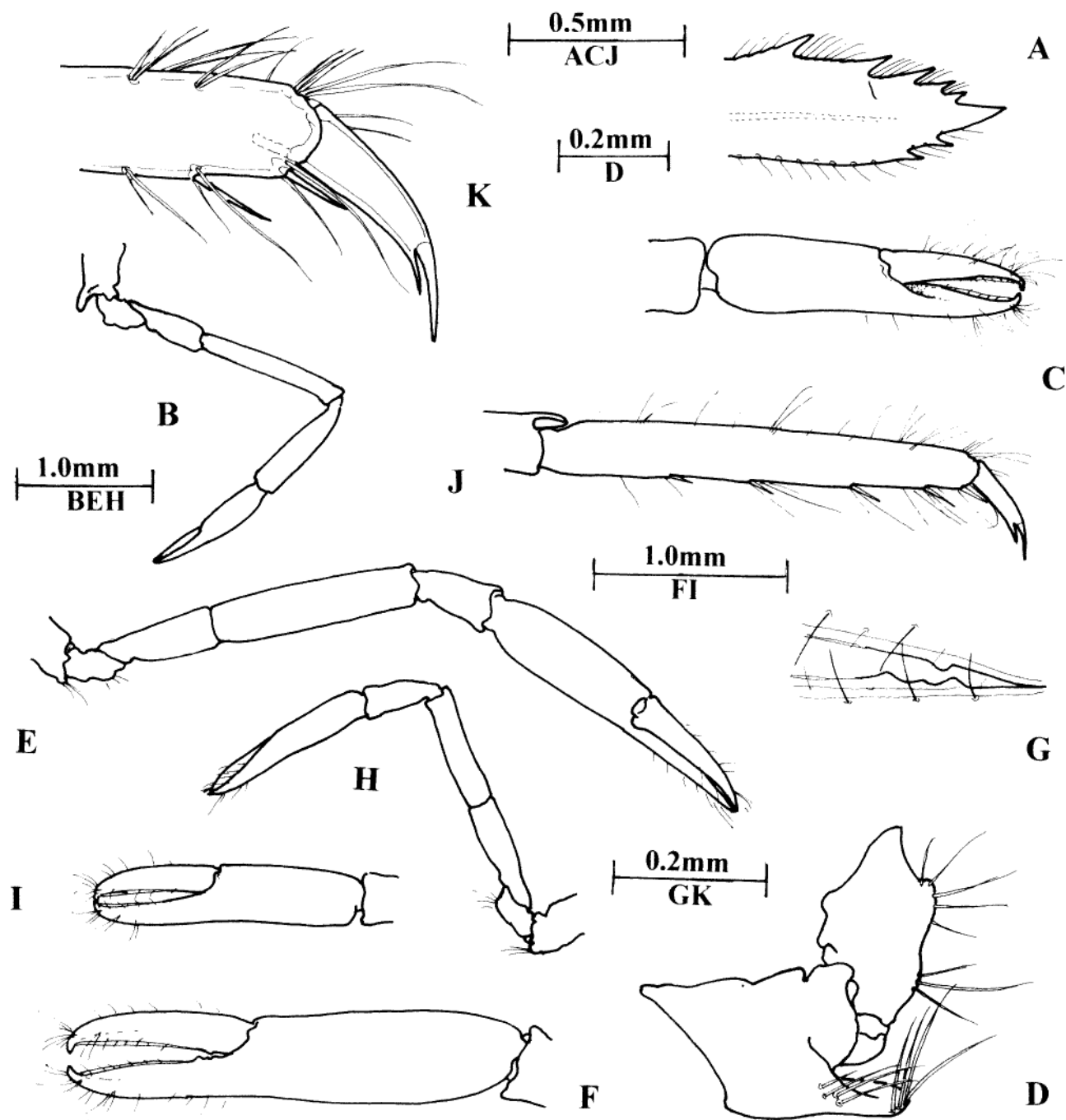


Figure 6 *Periclimenes burrup* sp. nov., ovigerous females, Burrup Pen., WAM C 25672. A, distal rostrum. B, first pereiopod. C, same, chela. D, same, basis and coxa. E, major second pereiopod. F, same, chela. G, same, proximal cutting edges of fingers. H, minor second pereiopod. I, same, chela. J, third pereiopod, propod and dactyl. K, same, distal propod and dactyl. A, holotype (ovig. female WAM C 25672. B-K, paratype (female) WAM C 35562.

sinensis is, therefore, not to be included in the Australian pontonine fauna. Possibly also closely related is *P. batei* Holthuis. The type specimen was collected from the Philippines, off Sibago, 6°57'N 122°28'E, 7-45m, and described by Bate (1888) as *Palaemonella orientalis*. It was distinguished from that species and renamed *Palaemonella batei* by Borradaile (1917) and later transferred to the genus *Periclimenes* by Holthuis (1959), as it lacked a

mandibular palp. Its systematic position is obscure. It is small (CL 0.9 mm), clearly juvenile, and as it may have been obtained from plankton, possibly only post-larval. It has six dorsal rostral teeth, all anterior to the orbital margin and is without an epigastric spine. The first pereiopod is distinctly different from *P. burrup* and *P. sinensis* as the carpus is ca 2.7 times longer than wide and subequal to the palm length. Similar proportions

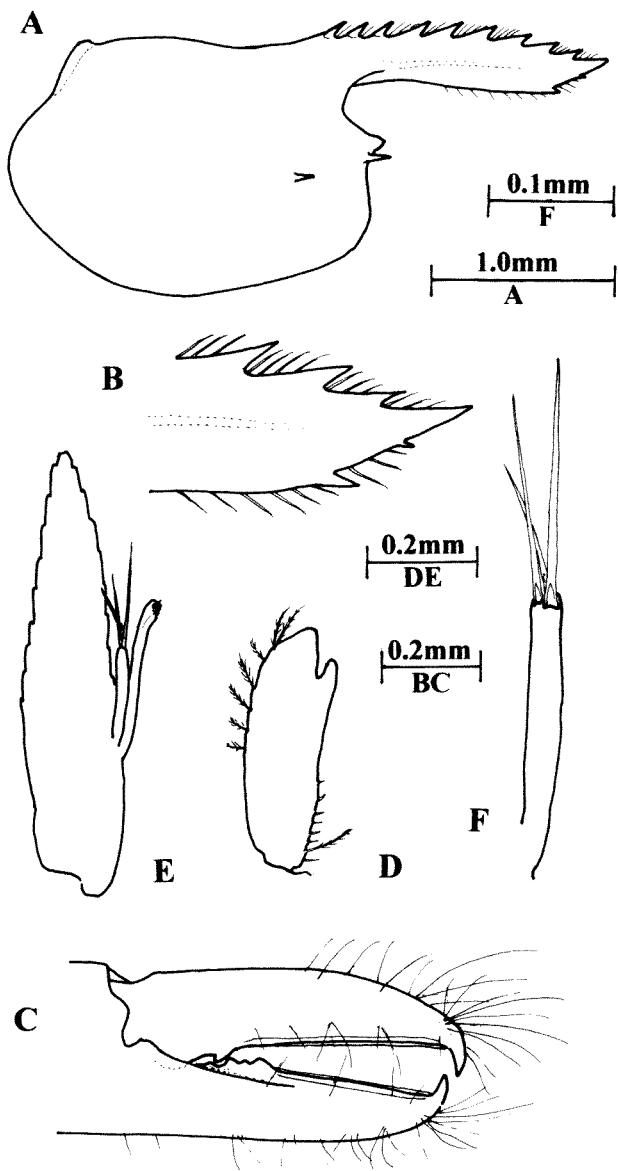


Figure 7 *Periclimes burrup* sp. nov., male, paratype, Burrup Pen., holotype (ovig. female) WAM C 35561. **A**, carapace and rostrum. **B**, tip of rostrum. **C**, second pereiopod, fingers. **D**, first pleopod, endopod. **E**, second pleopod, endopod. **F**, same, appendix masculina.

have been observed in juveniles of other species of *Periclimes* in which the carpus is much longer in the adult. This applies also to the reduced rostral dentition. *Periclimes batei* could be a juvenile of any species of the *obscurus*-group. *Periclimes batei* has since been possibly recorded from the Seychelle Is (*P. aff. batei* Fransen, 1994) and Western Australia (as *P. ? batei* Bruce, 1992). The type specimen of *P. batei* is preserved in the collection of the Natural History Museum, registration number BMNH 1888.22 (*P. Clark*, 21-02-03), and is incomplete: the body is mainly intact, somewhat shrivelled, with only one first pereiopod, one second pereiopod and one ambulatory pereiopod, the last two detached.

A Key to the *Obscurus* Species Group

1. Carapace with isolated epigastric spine 2
- Carapace without epigastric spine 8
2. Ambulatory dactyls stout, with accessory tooth stouter than unguis; R. 2+7/2 *P. incertus* Borradaile
- Ambulatory dactyls slender, accessory spine more slender and shorter than unguis 3
3. Second pereiopods subequal, similar, carpus subequal to palm, antennal spine postmarginal, inferior orbital angle feebly developed; R. 1+6-9/1-2 ... *P. obscurus* Kemp
- Second pereiopods markedly unequal, carpus much shorter than palm 4
4. Rostral lamina deep, 13-17 dorsal teeth, 3-4 ventral *P. hongkongensis* Bruce
- Rostral lamina not deep, rostral teeth less than 11 dorsal, 3 ventral 5
5. Dorsal telson spines minute; major chela palm slender, ca 4.3 times longer than wide; inferior orbital angle strongly produced; R. 1+8/1 *P. toloensis* Bruce
- Dorsal telson spines normal 6
6. Fourth thoracic sternite with transverse ridge with keyhole shaped median notch; R.1+8-9/2 *P. terangeri* Bruce
- Fourth thoracic sternite lacking transverse ridge with median notch 7
7. Major chela more slender, 5.2 times longer than wide, fingers 0.4 of palm length; ambulatory dactyl with or without minute accessory tooth, ca 0.2 of unguis length; R.9/2 *P. nomadophophila* Berggren
- Major chela more robust, 4.1 times longer than wide; fingers 0.3 of palm length; ambulatory dactyl with distinct accessory tooth, ca 0.7 of unguis length; R.10/2 *P. delagoae* Barnard
8. First pereiopod with carpus much shorter than chela, subequal to palm; R. 6/1 *P. batei* Holthuis
- First pereiopod with carpus subequal to or longer than chela 9
9. Second pereiopods slender, subequal, with fingers of major chela subequal to palm, carpus more than half palm length; R. 9-10/2 *P. sinensis* Bruce
- Second pereiopods robust, markedly unequal, with fingers of major chela distinctly shorter than palm, major carpus ca half palm length; R. 8-11/1-2 *P. burrup* sp. nov.

***Periclimenes holthuisi* Bruce, 1969**

Periclimenes holthuisi Bruce, 1969: 258. – Bruce, 1982a: 244, fig. 7. – Li, 2000: 190, fig. 241. – Davie, 2002: 327. – Okuno, 2005: 273, fig. 6CD.

Material examined

Western Australia, Dampier Archipelago. WAM C 28061 (1 ovig. female), stn DA3/99/41, Georgeff Reef (20°29.339'S, 116°36.798'E), 1.0–4.0 m, 28–29.08.1999.

Host

Actinodendron sp. [Actinaria]. Not previously reported in association with this anemone genus.

Remarks

The single specimen, CL 3.25 mm, corresponds exactly with the original description and has a rostral dentition of 1+9/1, with an extra minute vestigial tooth distally. The ophthalmic somite bears a short *bec ocellaire*. The second pereopod chelae are precisely as illustrated by Okuno (2004, fig. 6 CD) with a well marked proximal gape, the cutting edges are densely provided with numerous groups of long simple setae, distinctly more than shown in the topotypic material illustrated by Bruce (1982a, fig. 7C). The third ambulatory pereopod has the propod with a pair of long distoventral spines and two pairs and a single spine on the distal half of the ventral margin. The colouration is unrecorded.

This represents a new record for Western Australia.

Australian Distribution

Reported from Shark Bay by Berggren (1997b). **Northern Territory:** Sandy I. No. 2, Cobourg Pen. (Bruce, 1983); East Pt, Darwin (Bruce, 1988a); Port Essington; Port Bremer, Orontes Reef, Cobourg Pen. (Bruce and Coombes, 1995); South Shell I., Darwin Harbour (Bruce and Coombes, 1997). **Queensland:** Bowen (Bruce, 1977b); Peloris I. (Bruce, 1977a); Morton Bay (Wadley, 1978; Young and Wadley, 1979; Davie *et al.*, 1998); Heron I., Capricorn Is (Bruce, 1981; Coleman, 1988).

Further Distribution

Type locality: Lung Ha Wan, Hong Kong. Recorded from the Red Sea, Jordan, Zanzibar, Maldives, Sri Lanka, Malaya, Singapore, Indonesia, Vietnam, China, Hong Kong, South China Sea, Japan, Philippines, Papua New Guinea, New Caledonia, Caroline Islands, and Marshall Islands.

***Periclimenes incertus* Borradaile, 1915**

Periclimenes (Cristiger) incertus Borradaile, 1915: 210. – Borradaile, 1917: 364, pl. 53 fig. 7.

Periclimenes (Periclimenes) impar Kemp, 1922: 147, figs 16–17, pl. 3 fig. 1.

Periclimenes (Periclimenes) incertus. – Holthuis, 1959: 193.

Periclimenes incertus. – Davie, 2002: 327.

Material examined

Western Australia, Dampier Archipelago. (1) WAM C 25431 (1 male), stn DA2/99/31, off Courtney Head, Malus I. (20°29.49'S, 116°40.61'E to 20°29.66'S, 116°41.01'E), rake box dredge, 11.5 m, 18.07.1999; (2) WAM C 28096 (1 female), stn DA3/99/68, off Bluff Pt, Enderby I. (20°40.93'S, 116°33.21'E to 20°40.63'S, 116°33.36'E), rake box dredge, 9.0–9.2 m, 23.07.1999; (3) WAM C 27706 (1 ovig. female), stn DA2/99/75, off Goodwyn I. (20°32.16'S, 116°33.70'E to 20°31.70'S, 116°33.20'E), rake box dredge, 19.0–14.0 m, 25.07.1999; (4) WAM C 28091 (1 ovig. female), stn DA3/99/65, Enderby I. (20°38.31'S, 116°38.46'E to 20°38.77'S, 116°38.54'E), 13.0–15.0 m, 06.09.1999, (5) WAM C 26625 (1 spm), stn DA2/99/56, off Roly Rocks (20°30.10'S, 116°28.27'E to 20°29.88'S, 116°27.93'E), rake box dredge, 33.0–34.5 m, 21.07.1999; (6) WAM C 276095 (3 ovig. females), stn DA3/99/55, off Roly Rocks (20°28.45'S, 116°27.43'E to 20°27.98'E, 116°27.54'E), rake box dredge, 37.5–38.0 m, 21.07.1999.

Remarks

The specimens have a rostral dentition of 1+6–7/1.

Hosts

Specimens (4) and (6) were associated with sponges.

Australian Distribution

Western Australia: North West C. (Balss, 1921 as *Palaemonella biunguiculata*); Shark Bay (Berggren, 1997b); central Kimberleys, Churchill reef, Jesseux I. (Berggren, 1997c). **Northern Territory:** East Pt, Darwin (Bruce, 1988a); Sandy I. No. 2; Port Essington; Orontes Reef; Barrow Bay, Cobourg Pen. (Bruce and Coombes, 1995); Channel Rock; Weed Reef; South Shell I., Darwin Harbour (Bruce and Coombes, 1997). **Queensland:** Heron I., Capricorn Is (Bruce, 1981).

Further Distribution

Type locality: South Nilandu Atoll, Maldives Islands. Recorded from the Yemen, Kenya, Zanzibar, Tanganyika, Madagascar, Maldives Islands, Sri Lanka, Andaman Islands, Singapore, Indonesia, Philippines, Papua New Guinea and New Caledonia.

***Periclimentes magnificus* Bruce, 1979**

Periclimentes magnificus Bruce, 1979: 195, figs 1–5, pl. 1A–C. – Li, 2000: 212, fig. 274. – Davie, 2002: 330.

Material examined

Western Australia, Dampier Archipelago. WAM C 28097 (2 juvs), stn DA3/99/70, Nelson Rocks (20°27.441'S, 116°39.588'E), 5.0–7.0 m, 08.09.1999.

Remarks

This is a new record for the Western Australian fauna. The specimen has a rostral dentition of 1+7/1.

Australian Distribution

Northern Territory: Cobourg Peninsula (Bruce and Coombes, 1995). **Queensland:** Low Isles (?) (Stephenson *et al.*, 1931); Heron Island, Wistari Reef (Bruce, 1979c; 1980; 1981; 1986).

Further Distribution

Type locality: Wistari Reef, Capricorn Islands, Queensland. Known from Thailand, Indonesia, Japan, Philippine Islands, Papua New Guinea and New Caledonia.

***Periclimentes novaffinis* Bruce and Coombes, 1997**

Periclimentes novaffinis Bruce and Coombes, 1997: 101. – Davie, 2002: 330.

Material examined

Western Australia, Dampier Archipelago. WAM C 28064 (1 male, 1 ovig. female), stn DA3/99/41, Georgeff Reefs (20°29.339'S, 116°36.798'E), 1.0–4.0 m, coll. P. Morrison, 28–29.09.1999.

Host

Zygometa microdiscus (Bell, 1882), Z 5361, a new host record [Echinodermata, Crinoidea].

Remarks

The specimens have a rostral dentition of 6/1, 9/1. The male has a slightly more slender rostrum than the female.

The original material was found in association with the crinoids *Zygometa andromeda*, *Z. punctata* and *Z. elegans*.

Australian Distribution

New to the Western Australian fauna. **Northern Territory:** Type locality: East Point, Darwin Harbour (Bruce and Coombes, 1997). Also known from Fannie Bay and Bullocky Point, Darwin (Bruce and Coombes, 1997).

Further Distribution

Not known outside Australian waters.

***Periclimentes soror* Nobili, 1904**

Periclimentes soror Nobili, 1904: 232. – Bruce, 1978c: 299, figs 1–6. – Li: 237, fig. 316. – Davie, 2002: 332.

Periclimentes (Periclimentes) soror. – Holthuis, 1952: 51, fig. 17.

Material examined

(1) WAM C 25702 (1 ovig. female), stn DA1/98/04, Legendre I. (20°24.320'S, 116°56.108'E), 12.0–18.0 m, 18.10.1998; (2) WAM C 25699 (1 male), stn DA1/98/04, Legendre I. (20°24.320'S, 116°56.108'E), 12.0–18.0 m, 18.10.1998.

Remarks

The female specimen lacks both second pereopod and has a rostral dentition of 14/0. The male has the dentition of 11/0.

Host

The male was associated with *Culcita novae-guineae* Müller and Tröschel [Asteroidea].

Australian Distribution

Western Australia: Kendrew I., Dampier Arch.; Exmouth (Bruce, 1978h); Cartier and Hibernia Reefs (Bruce, 1992c); Shark Bay (Berggren, 1997b). **Northern Territory:** Darwin, Dudley Pt (Bruce, 1983a); New Year I., Cobourg Pen., 16 m (Bruce and Coombes, 1995). **Queensland:** Green I., Fairfax I. (Bruce, 1971); Bowen Reef, Lodestone Reef (Bruce, 1977a); Lodestone Reef, 3 m (Zann, 1980); Chapman I.; Beaver Reef (Bruce, 1978h); Heron I., Wistari Reef; Lizard I. (Bruce, 1983a); Moreton Bay (Davie *et al.*, 1998). **New South Wales:** Cuwatong (Bruce, 1978c); Jervis Bay, 15 m (Ellis, 1987); Ulladulla, 30 m, on "firebrick sea-star" (Sullivan, 1997).

Further Distribution

Type locality: Jibuti. Reported from Saudi Arabia, Kenya, Zanzibar, Tanganyika, Madagascar, Seychelle Islands, Chagos Islands, Sri Lanka, Malaya, Indonesia, Vietnam, China, Hong Kong, Taiwan, Japan, Philippines, Sabah, Bismarck Archipelago, Solomon Islands, Papua New Guinea, New Caledonia, Marshall Islands, Mariannas Islands, Fijian Islands, Hawaiian Islands, Society Islands, Tuamotu Islands. Also western Mexico, Panama and Colombia (Bruce, 1978c).

***Philarius gerlachei* (Nobili, 1905)**

Harpilius gerlachei Nobili, 1905: 160. – Nobili, 1906: 45, pl. 4 fig. 10. – Kemp, 1922: 238, figs 74–75.

Philarius gerlachei. – Holthuis, 1952: 152, fig. 69. – Li, 2000: 251, fig. 334. – Davie, 2002: 334.

Material examined

See below.

Remarks

The pair of second pereopod chelae found in association with *Coralliocaris* sp. (WAM C 28050) correspond exactly with the figure of that appendage provided by Kemp (1922, fig. 75, as *Harpilius gerlachei*). The lack of a distoventral tooth on the merus distinguishes them from *P. imperialis* (Kubo). Both *Philarius* species are common associates of *Acropora* coral hosts, as are most *Coralliocaris* species.

Australian Distribution

Western Australia: Hibernia Reef (Bruce, 1992); central Kimberleys, East Montlivet. (Berggren, 1997c). **Northern Territory:** Cobourg Peninsula (Bruce and Coombes, 1995). **Queensland:** Willis Island; Bet Reef; Restoration Rock; Heron Island and Wistari Reef, Capricorn Islands (Patton, 1966); One Tree Island; Diamond Islet (Bruce, 1977b); Heron Island (Bruce, 1981).

Further Distribution

Type locality: Arzana Island, United Arab Emirates. Reported from Egypt, Saudi Arabia, Oman, Sudan, Kenya, Zanzibar, Tanganyika, Moçambique Channel, Comoro Islands, Seychelle Islands, Réunion, India, Indonesia, Vietnam, China, Japan, Papua New Guinea, Solomon Islands, Marshall Islands, Samoan Islands, Fijian Islands, Kiribati and Tuamotu Islands.

***Philarius imperialis* (Kubo, 1940)**

Harpilius imperialis Kubo, 1940: 1, figs 1–3.

Philarius imperialis. – Holthuis, 1952: 15. – Li, 2000: 252, fig. 335. – Davie, 2002: 334.

Material examined

Western Australia, Dampier Archipelago. (1) WAM C 29215 (1 female), stn DA3/99/36, Malus I. (20°30.050'S, 116°40.594'E), 6.0–14.0 m, 27.08. 1999; (2) WAM C 25303 (1 male), stn DA1/98/03, Legendre I. (20°24.320'S, 116°56.108'E), 2.0–15.0 m, 18.10.98.

Host

Acropora spp [Scleractinia, Acroporidae].

Remarks

This is a new addition to the Western Australian fauna. The female specimen had a rostral dentition of 8/1 and the male, 6/1.

Australian Distribution

Reported from central Kimberleys, Albert Reef

(Berggren, 1997c). **Northern Territory:** Port Essington, Coral Bay (Bruce, 1983b); Cobourg Peninsula (Bruce and Coombes, 1995). **Queensland:** Restoration Rock; Heron Island, Capricorn Islands (Patton, 1966); **Queensland:** Heron Island (Bruce, 1981).

Further Distribution

Type locality: Nankin-hama, Haha-jima, Ogasawa Islands. Reported from Saudi Arabia, Israel, Kenya, Zanzibar, Tanganyika, Seychelle Islands, Réunion, Singapore, Vietnam, China, Japan, Papua New Guinea, Caroline Islands, Marshall Islands.

The Pontoniine Fauna of Western Australia

Original and major descriptions, and name changes only are given short citations only. Full citations are provided in Li (2000) and Davie (2002). Berggren (1997) lists two unidentified species of *Periclimeneus* and seven species of *Periclimenes* which are not included in the following list and may overlap with some taxa in the above report.

***Anchistus custos* (Forsskål, 1775)**

Cancer custos Forsskål, 1775, *Descript. Anim.*, xxi, 94.

Harpilius inermis Miers, 1884, *Rep. Zool. Coll. Alert*, 291, pl. 32, fig. B.

Anchistus inermis. – Borradaile, 1898, *Ann. Mag. Nat. Hist. (7)* 2: 387.

Anchistus custos. – Holthuis, 1952, *Siboga Exped. Mon.* 39a¹⁰: 105–109, figs 43–44.

Western Australian Distribution: Shark Bay (as *Harpilius inermis*) (Miers, 1884; Berggren, 1997b); Monte Bello Is (Rathbun, 1914, as *A. inermis*); Denham (Jones, 1990); Sunday I., Irvine I., southern Kimberleys (Davie and Short, 1995); central Kimberleys, East Berthier I. (Berggren, 1997c).

***Anchistus miersi* (De Man, 1888)**

Harpilius Miersi De Man, 1888, *J. Linn. Soc. Lond., Zool.* 22: 274, pl. 17, figs 6–10.

Anchistus miersi. – Borradaile, 1898, *Ann. Mag. Nat. Hist. (7)* 2: 387.

Marygrande mirabilis Pesta, 1911, *Zool. Anz.* 38: 572.

Western Australian Distribution: Hibernia Reef (Bruce, 1992); central Kimberleys, White, Hedley, Lamarck and Prud Hoe Is (Berggren, 1997c); Shark Bay (Berggren, 1997b).

***Apopontonia orbitospinata* (Bruce, 1988)**

Periclimeneaus orbitospinatus Bruce, 1969, *Zool. Meded., Leiden* **44**: 160–16.

Apopontonia tridentata Bruce, 1988, *J. Nat. Hist.* **22**: 1270–1276, figs 4–7.

Apopontonia orbitospinata. – Bruce, 2001, *Zool. Meded., Leiden* 152–157, fig. 4.

Western Australian Distribution: Northwest Shelf, 54 m (Bruce, 1988c); Arafura Sea, 60 m (Debelius, 1999; as *A. tridentata*).

***Araiopontonia odontorhyncha* Fujino and Miyake, 1970**

Araiopontonia odontorhyncha Fujino and Miyake, 1970, *Ohmu* **3** (1): 2–10, figs. 1–4.

Western Australian Distribution: Cartier Reef (Bruce, 1992).

***Carinopontonia paucipes* Bruce, 1988**

Carinopontonia paucipes Bruce, 1988, *J. Nat. Hist.*, **22**: 1264–1274, figs 1–3.

Western Australian Distribution: Northwest Shelf, 19°04.4'S, 118°47.55'E, 83 m (Bruce, 1988b).

***Conchodytes biunguiculatus* (Paul'son, 1875)**

Pontonia biunguiculatus Paul'son, 1875, *Crust. Red Sea*: 111–112, pl. 15 fig. 1.

Western Australian Distribution: Hibernia Reef (as *C. kempfi*, Bruce, 1992).

***Conchodytes maculatus* Bruce, 1989**

Conchodytes maculates Bruce, 1989, *Crustaceana* **56** (2): 182–191, figs 1–6.

Western Australian Distribution: Off Cape Leveque (Bruce, 1989b); Shark Bay (Berggren, 1997b).

Conchodytes meleagrinae* Peters, 1852. See above.**Conchodytes monodactylus* Holthuis, 1952. See above.*****Conchodytes tridacnae* Peters, 1852**

Conchodytes tridacnae Peters, 1852, *Ber. Verh. Akad. Wiss. Berlin* **1852**: 594.

Western Australian Distribution: Hibernia Reef (Bruce, 1992).

***Coralliocaris graminea* (Dana, 1852)**

Oedipus gramineus Dana, 1852, *Proc. Acad. Nat. Sci. Philad.* **6**: 25.

Coralliocaris graminea. – Stimpson, 1860, *Proc. Acad. nat. Sci. Philad.* **1860**: 38.

Western Australian Distribution: Shark Bay (Jones, 1990; Berggren, 1997b); Rottneest I. (Jones

and Morgan, 1993); central Kimberleys, East Montlivet and Prud Hoe Is (Berggren, 1997c).

Coralliocaris venusta* Kemp, 1922. See above.**Coralliocaris viridis* Bruce, 1974. See above.*****Dasella ansoni* Bruce, 1983**

Dasella ansoni Bruce, 1983, *Beagle, Occ. Pap. N.T. Mus.* **1** (3): 22–28, figs 1–5.

Western Australian Distribution: Shark Bay, in *Herdmania momus* (Berggren, 1999).

***Dasycaris zanzibarica* Bruce, 1973**

Dasycaris zanzibarica Bruce, 1973, *Crustaceana* **24**(3): 247–257, figs 1–6.

Western Australian Distribution: central Kimberleys, Jesseux I. (Berggren, 1997c).

***Exoclimenella maldivensis* Duris and Bruce, 1995**

Exoclimenella maldivensis Duris and Bruce, 1995, *J. Nat. Hist.* **29**: 622–631, figs 1–5.

Western Australian Distribution: Cartier Reef, 12–18m (Duris and Bruce, 1995).

***Exopontonia malleatrix* Bruce, 1988**

Exopontonia malleatrix Bruce, 1988, *J. Crust. Biol.* **81** (1): 123–130, figs 1–5.

Western Australian Distribution: Ashmore Reef (Bruce, 1988c).

***Hamodactylus aqabai* Bruce and Svoboda, 1983**

Hamodactylus aqabai Bruce and Svoboda, 1983, *Zool. Verhand., Leiden* **205**: 26–35, fig 10.

Western Australian Distribution: Cartier Reef (Bruce, 1992).

***Hamodactylus boschmai* Holthuis, 1952**

Hamodactylus boschmai Holthuis, 1952, *Siboga Exped. Mon.* **39a**¹⁰: 209–212, figs 102–104.

Western Australian Distribution: central Kimberleys, De Freycinet I. (Berggren, 1997c).

***Hamodactylus noumeae* Bruce, 1970**

Hamodactylus noumeae Bruce, 1970, *J. Zool. Lond.* **160**: 539–541, fig. 2.

Western Australian Distribution: Cartier and Hibernia Reefs (Bruce, 1992); central Kimberleys, Alberet, Churchill reefs, Cassini I., East Montlivet I. (Berggren, 1997c).

***Hamodactylus* sp. Tsareva, 1980: 125.**

The identity of this species is uncertain and attempts to locate the specimens have been unsuccessful. Twelve specimens were collected

from 1.5 m and 12 m, from Scott Reef, from *Acropora* colonies, and were in poor condition making identification uncertain (Duris, pers. comm.). No *Hamodactylus* species have so far been found in association with scleractinian hosts.

***Hamopontonia corallicola* Bruce, 1970**

Hamopontonia corallicola Bruce, 1970, *Crustaceana* **18** (1): 41–48, figs 1–4.

Western Australian Distribution: Sunday I.; Montgomery Reef, southern Kimberleys (Davie and Short, 1995, as *Hamodactylus corallicola*); Long I., Vansittart Bay, eastern Kimberleys (Davie and Short, 1996); central Kimberleys, Churchill Reef (Berggren, 1997c).

Hamopontonia* aff. *corallicola

Hamopontonia aff. *corallicola*. – Berggren, 1997c (unpub. report, p. 89).

Western Australian Distribution: Shark Bay (Berggren, 1997b); central Kimberleys, Slate Is (Berggren, 1997c).

***Harpiliopsis beaupresii* (Audouin, 1825). See above.**

***Harpilius bayeri* (Holthuis, 1981). See above.**

***Harpilius consobrinus* De Man, 1902**

Harpilius consobrinus De Man, 1902, *Abh. Senckenb. naturf. Ges.* **25**: 836–840, pl. 26, fig. 54.

Periclimenes consobrinus. – Bruce, 1972, *Proc. Symp. Corals and Coral Reefs*; Bruce, 1969, *Mar. Biol. Soc. India*: 403, 409, 412 (key), fig. 1b.

Harpilius consobrinus. – Bruce, 2004, *Zootaxa* **293**: 6.

Western Australian Distribution: Hibernia Reef (Bruce, 1992).

***Ischnopontonia lophos* (Barnard, 1962)**

Philarius lophos Barnard, 1962, *Crustaceana* **3** (3): 242–243, fig. 2.

Ischnopontonia lophos. – Bruce, 1966, *Bull. Mar. Sci. Univ. Miami* **16** (3): 584

Western Australian Distribution: central Kimberleys, Rob Roy Reef, Jamieson Reef, Maret Is, East Montlivet I. (Berggren, 1997c).

***Kemponia amymone* (De Man, 1902). See above.**

***Kemponia anacanthus* (Bruce, 1989)**

Periclimenes anacanthus Bruce, 1989, *Beagle, Rec. N.T. Mus. Arts and Sci.* **58**: 105–114, figs 1–5.

Kemponia anacanthus. – Bruce, 2004, *Zootaxa* **293**: 12.

Western Australian Distribution: Shark Bay (Berggren, 1997b); Cape Londonderry, eastern Kimberleys (Davie and Short, 1996).

***Kemponia andamanensis* (Kemp, 1922). See above.**

***Kemponia elegans* (Paul'son, 1875). See above.**

***Kemponia grandis* (Stimpson, 1860). See above.**

***Kemponia* aff. *suvadivensis* (Borradaile, 1915)**

Periclimenes (Falciger) suvadivensis Borradaile, 1915, *Ann. Mag. nat. Hist.* (8) **15**: 212.

Kemponia suvadivensis. – Bruce, 2004, *Zootaxa* **293**: 19.

Western Australian Distribution: Sunday I., Whirlpool Pass, southern Kimberleys (Davie and Short, 1995).

***Kemponia tenuipes* (Borradaile, 1898)**

Periclimenes tenuipes Borradaile, 1898, *Ann. Mag. nat. Hist.* (7) **2**: 384.

Kemponia tenuipes. – Bruce, 2004, *Zootaxa* **293**: 19–20.

Western Australian Distribution: Hibernia Reef (Bruce, 1992c).

***Manipontonia psamathe* (De Man, 1902)**

Urocaris psamathe De Man, 1902, *Abh. Senckenb. naturf. Ges.* **25**: 816–822, pl. 25 fig. 51.

Periclimenes (Ancylocaris) psamathe. – Kemp, 1922, *Rec. Indian Mus.* **24**: 173.

Periclimenes (Harpilius) psamathe. – Holthuis, 1952, *Siboga Exped. Mon.* **39a**¹⁰: 61, fig. 23.

Manipontonia psamathe. – Bruce, Okuno and Li, 2005, *Zootaxa*, **926**: 6–8, figs 1–3.

Western Australian Distribution: Shark Bay (Berggren, 1997b); central Kimberleys, Rob Roy Reef, Gibbings Reef, Jesseux I., Cassini I., Macleay I. (Berggren, 1997c).

***Neopontonides* sp. Tsareva, 1980: 125.**

The identity of this species is uncertain and attempts to locate the specimens have been unsuccessful. *Neopontonides* is an Atlantic–Caribbean genus not known from the Indo–West–Pacific region. Tsareva's specimens were reported from 7.0 m in association with *Seriatopora*, the shrimp associates of which are comparatively well studied.

***Notopontonia platycheles* Bruce, 1991**

Notopontonia platycheles Bruce, 1999, *J. Crust. Biol.* **11** (4): 607–628, figs 1–14.

Western Australian Distribution: Fitzgerald

Reserve (Berggren, 1997a); Shark Bay (Berggren, 1997b).

***Palaemonella crosnieri* Bruce, 1978**

Palaemonella crosnieri Bruce, 1978, *Zool. Journ. Linn. Soc.* **62**: 210–214, figs 2–4.

Western Australian Distribution: Cartier Reef (Bruce, 1992).

***Palaemonella foresti* Bruce, 2002**

Palaemonella foresti Bruce, 2002, *Crustaceana* **75** (3–4): 277–298, figs 1–4.

Western Australian Distribution: Cockburn Sound (Bruce, 2002b).

***Palaemonella pottsii* Borradaile, 1915. See above.**

***Palaemonella rotumana* (Borradaile, 1898). See above.**

***Palaemonella tenuipes* Dana, 1852**

Palaemonella tenuipes Dana, 1852, *Proc. Acad. nat. Sci., Philad.* **6**: 25.

Western Australian Distribution: C. Jaubert (Balss, 1921).

***Parapontonia nudirostris* Bruce, 1968**

Parapontonia nudirostris Bruce, 1968, *Bull. Mus. Nat. Hist. nat., Paris* (2)**39**(6). – Bruce 1967: 1149–1157, figs 1–5.

Western Australian Distribution: Shark Bay (Berggren, 1997b).

***Periclimenaeus arabicus* Calman, 1939**

Periclimenes (Periclimenaeus) arabicus Calman, 1939, *Sci. Rep. John Murray Exped.* **6**: 210–211, fig. 4.

Western Australian Distribution: Shark Bay (Berggren, 1997b).

***Periclimenaeus bidentatus* Bruce, 1970**

Periclimenaeus bidentatus Bruce, 1970, *Zool. Meded., Leiden* **44** (21): 305–307.

Western Australian Distribution: Hibernia Reef (Bruce, 1992); Shark Bay (Berggren, 1997b).

***Periclimenaeus hecate* (Nobili, 1904) See above.**

***Periclimenaeus kottae* Bruce, 2005**

Periclimenaeus kottiae Bruce, 2005, *Rec. W. Aust. Mus.* **22**: 325–331, figs 1–3.

Western Australian Distribution: Ashmore Reef (Bruce, 2005).

***Periclimenaeus matherae* Bruce, 2005**

Periclimenaeus matherae Bruce, 2005, *Rec. W. Aust. Mus.* **22**: 331–338, figs 4–8.

Western Australian Distribution: Ashmore Reef (Bruce, 2005).

***Periclimenaeus minutus* Holthuis, 1952**

Periclimenaeus minutus Holthuis, 1952, *Siboga Exped. Mon.* **39a**¹⁰: 134–137, figs 57–59.

Western Australian Distribution: central Kimberleys, Churchill Reef, Albert Reef (Berggren, 1997c).

***Periclimenaeus pachydentatus* Bruce, 1969**

Periclimenaeus pachydentatus Bruce, 1969, *Zool. Meded., Leiden* **44** (12): 162–163.

Western Australian Distribution: Hibernia Reef (Bruce, 1992; Berggren, 1997b).

***Periclimenaeus rastrifer* Bruce, 1980**

Periclimenaeus rastrifer Bruce, 1980, *Cahiers Indo-Pacifique* **2**(1): 27–33, figs 12, 13 A, B.

Western Australian Distribution: Shark Bay (Berggren, 1997b).

***Periclimenaeus stylirostris* Bruce, 1969**

Periclimenaeus stylirostris Bruce, 1969, *Zool. Meded., Leiden* **44**(12): 167–168. – Bruce, 1972, *Pacific Sci.* **26** (1): 68–75, figs 2–6.

Western Australian Distribution: Shark Bay (Berggren, 1997b).

***Periclimenella spinifera* (De Man, 1902). See above.**

***Periclimenes aesopius* (Bate 1863).**

Anchistia aesopia Bate, 1863, *Proc. Zool. Soc. Lond.* **1863**: 502–503, pl. 41, fig. 5.

Periclimenes aesopius. – Kemp, 1922, *Rec. Indian Mus.* **24**: 142–143, fig. 12.

Periclimenes aesopius. – Bruce, 1977, *Aust. Zool.* **19** (2): 217–226, figs 1–29, 34.

Western Australian Distribution: Princess Royal Harbour (Kirkman *et al.*, 1991); Fitzgerald Reserve (Berggren, 1997a).

***Periclimenes affinis* (Zehntner, 1894). See above.**

***Periclimenes alegrias* Bruce, 1986. See above.**

***Periclimenes amboinensis* (De Man, 1888)**

Anchistia amboynensis De Man, 1888, *Arch. Naturgesch.* **53** (1): 546–548, pl. 22a, fig. 2.

Periclimenes amboinensis. – Borradaile, 1898, *Ann. Mag. nat. Hist.* (7) **2**: 383.

Western Australian Distribution: Cartier Reef (Bruce, 1992).

***Periclimenes batei* Holthuis, 1959**

Palaemonella orientalis Bate, 1888, *Rep. Voy. Challenger Exped.*, Zool. 24: 278.

Palaemonella batei Borradaile, 1917, *Trans. Linn. Soc. Lond.*, Zool. (2) 17: 357, 358.

Periclimenes (Periclimenes) batei. – Holthuis, 1959, *Zool. Meded., Leiden* 36 (11): 195–197.

Western Australian Distribution: Hibernia Reef (?) (Bruce, 1992).

***Periclimenes brevicarpalis* (Schenkel, 1902)**

Ancylocaris brevicarpalis Schenkel, 1902, *Verh. naturf. Ges. Basel* 13: 563, pl. 13, fig. 21.

Periclimenes hermitensis Rathbun, 1914, *Proc. zool. Soc. Lond.* 1914: 655, pl. 1 figs 1–3.

Periclimenes (Ancylocaris) brevicarpalis. – Kemp, 1922, *Rec. Indian Mus.* 24: 185–191, figs 40–42, pl. 67.

Periclimenes (Harpilius) brevicarpalis. – Holthuis, 1952, *Siboga Exped. Mon.* 39a¹⁰: 69–73, fig. 27.

Western Australian Distribution: Monte Bello Is, Hermit I. (Rathbun, 1914, as *P. hermitensis*); Hibernia Reef (Bruce, 1992); Shark Bay (Berggren, 1997b); Central Kimberleys, Slate Is (Berggren, 1997c).

Periclimenes burrup* sp. nov. See above.**Periclimenes* aff. *cobourgi*. – Bruce, 1995**

Western Australian Distribution: Shark Bay (Berggren, 1997b).

***Periclimenes commensalis* Borradaile, 1915**

Periclimenes (Cristiger) commensalis Borradaile, 1915, *Ann. Mag. Nat. Hist.* (8)15: 211. – Borradaile, 1917, *Trans. Linn. Soc., Lond.*, Zool. (2)17: 364.

Western Australian Distribution: Shark Bay (Berggren, 1997b); central Kimberleys, Jameson Reef, Cassini I. (Berggren, 1997c).

***Periclimenes* aff. *cristimanus* Berggren, 1997c**

Periclimenes aff. *cristimanus*. – Berggren, 1997c, *Mar. Biol. Surv. Central Kimb. Coast, WA, Univ. WA*: 89.

Western Australian Distribution: central Kimberleys, White I., East Montlivet I. (Berggren, 1997c).

Periclimenes* aff. *grandis*. See above.**Periclimenes holthuisi* Bruce, 1969. See above.*****Periclimenes hongkongensis* Bruce, 1969**

Periclimenes hongkongensis Bruce, 1969, *Zool. Meded., Leiden*, 43 (20): 259–260. – Bruce, 1982,

Proc. First Internat. Mar. Biol. Wksp., Hong Kong, 1980: 247–252, figs 8–10.

Western Australian Distribution: central Kimberleys, Macleay I. (Berggren, 1997c).

***Periclimenes imperator* Bruce, 1967**

Periclimenes imperator Bruce, 1967, *Zool. Verhand., Leiden* 87: 53–62, figs 23–25.

Western Australian Distribution: Cartier Reef (Bruce, 1992).

***Periclimenes indicus* (Kemp, 1915)**

Urocaris indica Kemp, 1915, *Mem. Indian Mus.* 5: 275–279, fig. 26, pl. 13, fig. 9.

Periclimenes (Periclimenes) indicus. – Kemp, 1922, *Rec. Indian Mus.* 24: 144, fig. 13.

Western Australian Distribution: C. Londonderry, eastern Kimberleys (Davie and Short, 1996).

Periclimenes incertus* Borradaile, 1915. See above.**Periclimenes inornatus* Kemp, 1922**

Periclimenes (Ancylocaris) inornatus Kemp, 1922, *Rec. Indian Mus.* 24: 191–194, figs 44–46.

Western Australian Distribution: Hibernia Reef (Bruce, 1992).

***Periclimenes kemp* Bruce, 1969**

Periclimenes kemp Bruce, 1969, *Zool. Meded., Leiden* 43 (20): 260–261.

Western Australian Distribution: Cartier Reef (Bruce, 1992); Shark Bay (Berggren, 1997b); central Kimberleys, Slate Is (Berggren, 1997c).

***Periclimenes mahei* Bruce 1969**

Periclimenes mahei Bruce, 1969, *Zool. Meded., Leiden*, 43 (20): 263–264.

Western Australian Distribution: Pt Quobba (Black and Prince, 1983; Bruce, 1990a).

Periclimenes magnificus* Bruce, 1979. See above.**Periclimenes novaffinis* Bruce and Coombes, 1997. See above.*****Periclimenes* aff. *obscurus* Kemp, 1922**

Periclimenes (Periclimenes) obscurus Kemp, 1922, *Rec. Indian Mus.* 24: 144–146, figs 14–15.

Western Australian Distribution: Fitzgerald Reserve (Berggren, 1997a); central Kimberleys, Churchill Reef, Jameson Reef (Berggren, 1997c).

***Periclimenes seychellensis* Borradaile, 1915**

Periclimenes (Falciger) seychellensis Borradaile, 1915, *Ann. Mag. nat. Hist.* (8) 15: 212. –

Borradaile, 1917, *Trans. Linn. Soc. Lond. Zool.* (2) 17: 324, 375, pls. 54–55, fig. 14.

Western Australian Distribution: central Kimberleys, Colbert Is (Berggren, 1997c).

***Periclimenes sinensis* Bruce, 1969. See above.**

***Periclimenes soror* Nobili, 1904. See above.**

***Periclimenes venustus* Bruce, 1990**

Periclimenes venustus Bruce, 1990, *Indo-Malay. Zool.* 6: 230–240, figs 1–6, 7a, 8a.

Western Australian Distribution: Scott Reef (Bruce, 1990c); Abrolhos Is (Steene, 1990); Hibernia Reef (Bruce, 1992); Irvine I., southern Kimberleys (Davie and Short, 1995); central Kimberleys, Churchill Reef, East Berthier I. (Berggren, 1997c).

***Periclimenes zanzibaricus* Bruce, 1967**

Periclimenes zanzibaricus Bruce, 1967, *Zool. Verhand., Leiden* 87: 62–72, figs 26–29.

Western Australian Distribution: Geraldton (Bruce, 1973).

***Periclimenoides odontodactylus* (Fujino and Miyake, 1968)**

Periclimenoides odontodactylus Fujino and Miyake, 1968, *Ohmu* 1(3): 85–90, figs. 1–2. *Periclimenoides odontodactylus*. – Bruce, 1990, *Proc. 2nd Internat. Mar. Biol. Wksp., Hong Kong, 1986* 2: 617–618, figs 2–3.

Western Australian Distribution: Northwest Shelf (Bruce, 1990).

***Philarius gerlachei* (Nobili, 1905). See above.**

***Philarius imperialis* (Kubo, 1940). See above.**

***Platycaris latirostris* Holthuis, 1952**

Platycaris latirostris Holthuis, 1952, *Siboga Exped. Mon.* 39a¹⁰: 173–176, figs 85–86.

Western Australian Distribution: central Kimberleys, Rob Roy Reef, Jameson Reef (Berggren, 1997c).

***Platypontonia hyotis* Hipeau-Jacquotte, 1971**

Platypontonia hyotis Hipeau-Jacquotte, 1971, *Crustaceana* 20(2): 126–139, figs 1–7.

Western Australian Distribution: Shark Bay (Berggren, 1997b).

***Pontoniopsis comanthi* Borradaile, 1915.**

Pontoniopsis comanthi Borradaile, 1915, *Ann. Mag. Nat. Hist.* (8) 15: 213.

Western Australian Distribution: Hibernia Reef (Bruce, 1992).

***Thaumastocaris streptopus* Kemp, 1922**

Thaumastocaris streptopus Kemp, 1922, *Rec. Indian Mus.* 14: 244–247, figs 78–80.

Western Australian Distribution: Cartier and Hibernia Reefs (Bruce, 1992); central Kimberleys, Churchill Reef (Berggren, 1997c).

***Typton nanus* Bruce, 1987**

Typton nanus Bruce, 1987, *Beagle, Rec. N.T. Mus. Arts and Sci.* 4 (1): 49–56, figs 1–5.

Western Australian Distribution: 16°34'S. 121°27' E (Bruce, 1987c).

***Typtonychus dimorphus* (Bruce, 1986)**

Typton dimorphus Bruce, 1986, *Crustaceana* 50 (3): 278–286, figs 1–4.

Typtonychus dimorphus. – Bruce, 1994, *Theses Zoolog.* 25:146.

Western Australian Distribution: Ashmore Reef (Bruce, 1986b).

***Vir philippinensis* Bruce and Svoboda, 1984**

Vir philippinensis Bruce and Svoboda, 1984, *Asian Mar. Biol.* 1: 87–94, figs 1–4.

Western Australian Distribution: Hibernia Reef (Bruce, 1992).

ACKNOWLEDGEMENTS

I am most grateful to Diana Jones and Melissa Titelius for the opportunity to report on these Western Australian palaemonoid shrimps, and to Miranda Lowe, for the opportunity to examine the *P. batei* holotype. I am also most grateful to Matz Berggren for making his unpublished reports available. This study was also supported by the Australian Biological Resources Study.

REFERENCES

- Audouin, V. (1826). Éxplication sommaire des planches de Crustacés de l'Égypte et de la Syrie, publiées par Jules-Cesar Savigny, membre de l'Institut: offrant un exposé des caractères naturelles des genres avec la distinction des espèces. Description de l'Égypte ou recueil des observations et des recherches qui ont été faites en Égypte pendant l'expédition de l'armée française. *Histoire Naturelle* 1 (4): 77–98.
- Austin, A.D. and Sale, P.F. (1980). Community Structure of the Fauna Associated with the Coral *Pocillopora damicornis* (L.) on the Great Barrier Reef. *Australian Journal of Marine and Freshwater Research* 31: 163–174.
- Balss, H. (1921). Stomatopoda, Macrura, Paguridea und Galatheidea. Results of Dr. E. Mjöberg's Swedish Scientific Expeditions to Australia 1910–13. XXIX *Kungliga Svenska Vetenskakademiens Handlingar* 61: 1–24.

- Bate, C.S. (1888). Report on the Crustacea Macrura dredged by H.M.S. *Challenger* during the years 1873–76. *Report on the Scientific Results of the Voyage of H.M.S. Challenger during the years 1873–76, Zoology*, **24**: i–xc, 1–942, figs. 1–76, pls. 1–150.
- Berggren, M. (1997a). The shrimp fauna off the southern coast of Western Australia. 5 pp. In: Colman, J.G. (ed.), *South Coast Terrestrial and Marine Reserve Integration Study*, Project No: N713, Data Report: MRIP/SC/F-11/1997 Department of Conservation and Land Management, Perth. (unpublished report)
- Berggren, M. (1997b). The shrimp fauna in Shark Bay, Western Australia. 6 pp. Department of Conservation and Land Management, Perth. (unpublished report)
- Berggren, M. (1997c). The shrimps from the reefs off the Kimberley, Western Australia. pp. 86–90. In Walker, D.I. (ed.), *Marine Biological Survey of the Central Kimberley Coast, Western Australia*. University of Western Australia, (unpublished report).
- Berggren, M. (1999). *Notopontonia platycheles*, a little-known shallow water shrimp from Western Australia (Decapoda: Pontoniinae). *Journal of Crustacean Biology* **19**: 180–187.
- Black, R. and J. Prince. (1983). Fauna associated with the coral *Pocillopora damicornis* at the southern limit of its distribution in Western Australia. *Journal of Biogeography*, **10**: 135–152.
- Boone, L. (1935). Crustacea and Echinodermata, Scientific Results of the World Cruise of the Yacht "Alva", 1931, William K. Vanderbilt, Commanding. *Bulletin of the Vanderbilt Marine Museum* **6**: 1–263.
- Borradaile, L.A. (1898). A revision of the Pontoniidae. *Annals and Magazine of Natural History* (7) **2**: 376–391.
- Borradaile, L.A. (1899). On some Crustaceans from the South Pacific. Part III. Macrura. *Proceedings of the Zoological Society of London* **1898**: 1000–1015.
- Borradaile, L.A. (1915). Notes on Carides. *Annals and Magazine of Natural History* (8) **15**: 205–213.
- Borradaile, L.A. (1917). On the Pontoniinae. The Percy Sladen Trust Expedition to the Indian Ocean in 1905, under the leadership of Mr J. Stanley Gardiner. *Transactions of the Linnean Society of London, Zoology* (2) **17**: 323–396.
- Bourdon, R. and Bruce, A.J. (1983). On *Probynia*, a new genus of bopyrid (Isopoda Epicaridea) parasitic on pontoniine shrimps from the Great Barrier Reef. *Crustaceana* **44**: 310–316.
- Bray, D.M. (1976). A review of two Western Australian shrimps of the genus *Palaemonetes*, *P. australis* Dakin, 1915 and *P. atrinubes* sp. nov. *Records of the Western Australian Museum* **4**: 65–84.
- Bruce, A.J. (1968). A report on some pontoniid shrimps from New Caledonia (Crustacea Decapoda Natantia). *Bulletin du Musum national d'Histoire Naturelle* (2) **39**(6): 1148–1171.
- Bruce, A.J. (1969). Preliminary descriptions of sixteen new species of the genus *Periclimenes* Costa, 1844 (Crustacea, Decapoda Natantia, Pontoniinae). *Zoologisches Mededelingen Leiden* **43**: 253–278.
- Bruce, A.J. (1970). Observations on the Indo-West Pacific species of the genus *Palaemonella* Dana, 1852 (Decapoda, Pontoniinae). *Crustaceana* **19**: 273–287.
- Bruce, A.J. (1971). Records of some rare pontoniid shrimps from Australian waters, with remarks upon the mouthparts of some species of the genus *Periclimenes* Costa, 1844. *Zoologische Verhandelingen, Leiden* **114**: 1–32.
- Bruce, A.J. (1973). *Gnathophylloides robustus* sp. nov., a new commensal gnathophyllid shrimp from Western Australia, with the designation of a new genus *Levicaris* (Decapoda, Caridea) *Crustaceana* **24**: 17–32.
- Bruce, A.J. (1974). *Coralliocaris viridis* sp. nov., a preliminary note (Decapoda Natantia, Pontoniinae). *Crustaceana*, **26**: 222–224.
- Bruce, A.J. (1974a). A report on a small collection of pontoniid shrimps from the Island of Farquhar. *Crustaceana* **27**: 189–203.
- Bruce, A.J. (1974b). Observations upon some specimens of the genus *Periclimenaeus* Borradaile (Decapoda Natantia, Pontoniinae) originally described by G. Nobili. *Bulletin du Muséum National d'Histoire Naturelle, Paris* (3), no. 258, Zool. **180**: 1557–1583.
- Bruce, A.J. (1975). Further observations on the Indo-West Pacific species of the genus *Palaemonella* Dana, 1852 (Decapoda Natantia, Pontoniinae). *Crustaceana* **29**: 169–185.
- Bruce, A.J. (1976). A report on a small Collection of Pontoniine Shrimps from the Northern Indian Ocean. *Journal of the Marine Biological Association of India* **16** (1974): 437–545.
- Bruce, A.J. (1977a). Pontoniine shrimps in the collections of the Australian Museum. *Records of the Australian Museum* **31**: 39–81.
- Bruce, A.J. (1977b). A Re-description of *Periclimenes aesopius* (Bate), (Crustacea, Decapoda, Pontoniinae), with Remarks on Related Species. *Australian Zoology* **19**: 201–216.
- Bruce, A.J. (1977c). A report on a small collection of pontoniid shrimps from Queensland, Australia. *Crustaceana* **33**: 167–181.
- Bruce, A.J. (1978a). A report on a collection of pontoniine shrimps from Madagascar and adjacent seas. *Zoological Journal of the Linnean Society* **62**: 205–290.
- Bruce, A.J. (1978b). The re-examination of some pontoniine shrimp types first described by L.A. Borradaile. *Crustaceana* **34**: 251–268.
- Bruce, A.J. (1978c). *Periclimenes soror* Nobili, a pontoniin shrimp new to the American fauna, with observations on its Indo-West Pacific distribution. *Tethys* **8** (4)(1976): 299–306.
- Bruce, A.J. (1979). Notes on some Indo-Pacific Pontoniinae, XXXI. *Periclimenes magnificus* sp. nov., a coelenterate associate from the Capricorn Islands (Decapoda, Palaemonidae). *Crustaceana*, Supp. **5**: 195–208.
- Bruce, A.J. (1980a). On some pontoniine shrimps from Nouméa, New Caledonia. *Cahiers de l'Indo-Pacifique* **2**: 1–39.
- Bruce, A.J. (1980b). Shrimp: the complex life relationships of shrimps on the Great Barrier Reef. *Geo* **2**: 38–53.
- Bruce, A.J. (1981). Pontoniine shrimps of Heron Island Atoll. *Research Bulletin* **245**: 1–33.
- Bruce, A.J. (1982a). The Pontoniine Shrimp Fauna of Hong Kong. In Morton, B. and Tseng, C.K. (eds.), *Proceedings of the First International Marine*

- Biological Workshop: The Marine Fauna of Hong Kong and Southern China, Hong Kong, 1980* 1: 233–284.
- Bruce, A.J. (1982b). The Shrimps associated with Indo-West Pacific Echinoderms, with the Description of a New Species in the Genus *Periclimenes* Costa, 1844. (Crustacea: Pontoniinae). *Australian Museum Memoir* 16: 191–216.
- Bruce, A.J. (1983a). The pontoniine shrimp fauna of Australia. *Australian Museum Memoir* 18: 195–218. (1982).
- Bruce, A.J. (1983b). Additions to the marine fauna of the Northern Territory. 1. Decapod Crustacea: Caridea and Stenopodidea. *The Beagle, Records of the Museums and Art Galleries of the Northern Territory* 1: 41–49.
- Bruce, A.J. (1983c). Expedition Rumphius II (1975). Crustacés parasites, commensaux, etc. (Th. Monod éd.) IX. Crustacés Décapodes (I: Natantia Pontoniinae) *Bulletin du Muséum National d'Histoire Naturelle, Paris* (4) 5 A3: 871–902.
- Bruce, A.J. (1986a). Logerende pa koralrevet. – rejer i samliv med mange andere dyr. *Naturens Verden* 1986: 161–167.
- Bruce, A.J. (1986b). Notes on some Indo-Pacific Pontoniinae, XLIII. A new species of *Typton* from Ashmore Reef, Timor Sea (Decapoda, Palaemonidae). *Crustaceana* 50: 278–286.
- Bruce, A.J. (1987a). Three new species of commensal shrimps from Port Essington, Arnhem Land, Northern Australia (Crustacea: Decapoda: Palaemonidae). *The Beagle, Records of the Museums and Art Galleries of the Northern Territory* (1986) 3: 143–166, figs. 1–15.
- Bruce, A.J. (1987b). Notes on some Indo-Pacific Pontoniinae, XLIV. *Periclimenes darwiniensis* sp. nov. from the Northern Territory, Australia (Decapoda, Caridea). *Crustaceana* 52: 29–39.
- Bruce, A.J. (1987c). *Typton nanus* sp. nov., a new commensal shrimp (Crustacea: Decapoda: Palaemonidae) from the Australian North-West Shelf. *The Beagle, Records of the Museums and Art Galleries of the Northern Territory* 4: 49–56.
- Bruce, A.J. (1987d). *Metaphryxus intutus* Bruce (Crustacea: Isopoda) a bopyrid parasite new to the Australian fauna. *The Beagle, Records of the Museums and Art Galleries of the Northern Territory* 3: 213.
- Bruce, A.J. (1988a). The shrimp fauna of a small tropical reef, the East Point Fish Reserve, Darwin. In Larson, H.K., Michie, M.G. and Hanley, J.R. (eds), *Darwin Harbour, Proceedings of the Workshop on Research and Management held in Darwin, 2–3 September, 1987. A.N.U. North Australia Research Unit, Mangrove Monograph*, 4: 226–245.
- Bruce, A.J. (1988b). Two new palaemonid shrimps (Crustacea: Decapoda) from the Australian Northwest Shelf. *Journal of Natural History* 22: 1263–1276.
- Bruce, A.J. (1988c). *Exopontonia malleatrix*, new genus, new species, a palaemonid shrimp from Ashmore Reef, Timor Sea. *Journal of Crustacean Biology* 8: 122–130.
- Bruce, A.J. (1989a). A new palaemonid shrimp from the *Zostera*-beds of Moreton Bay, Queensland. *The Beagle, Records of the Museums and Art Galleries of the Northern Territory* 5 (1988): 105–114, figs. 1–5.
- Bruce, A.J. (1989b). Notes on some Indo-Pacific Pontoniinae, XLV. *Conchodytes maculatus* sp. nov., a new bivalve associate from the Australian Northwest Shelf. *Crustaceana* 56: 182–192.
- Bruce, A.J. (1990a). Recent additions to the pontoniine shrimp fauna of Australia. *The Beagle, Records of the Museums and Art Galleries of the Northern Territory* 7: 9–20.
- Bruce, A.J. (1990b). Additions to the marine shrimp fauna of Hong Kong. In Morton, B. (ed.), *Proceedings of the Second International Marine Biology Workshop: The Marine Flora and Fauna of Hong Kong and Southern China, Hong Kong, 1986* 2: 611–648.
- Bruce, A.J. (1990c). A new cnidarian-associated palaemonid shrimp from Port Essington, Cobourg Peninsula, Australia. *Indo-Malayan Zoology* 6 (1989): 229–243.
- Bruce, A.J. (1991). Crustacea Decapoda: Further deep-sea Palaemonoid shrimps from New Caledonian waters. In: Crosnier, A. (ed.), *Résultats des Campagnes MUSORSTOM, 9. Mémoires du Muséum National d'Histoire Naturelle, (A)* 152: 299–411.
- Bruce, A.J. (1992). Crustacea: Decapoda Caridea. pp. 128–131. In Russell, B.C. and Hanley, J.R. (eds), *The Biological Resources and Heritage Values of the Cartier and Hibernia Reef Systems, Timor Sea*. Northern Territory Museum, Darwin.
- Bruce, A.J. (1998). Pontoniine shrimps from Moreton Bay, Queensland (Crustacea: Decapoda: Pontoniinae). *Memoirs of the Queensland Museum* 42: 387–389.
- Bruce, A.J. (2002). A new species of *Palaemonella* (Crustacea: Decapoda: Pontoniinae) from East Africa. *The Beagle, Records of the Museums and Art Galleries of the Northern Territory* 18: 15–18.
- Bruce, A.J. (2002a). Notes on some Indo-Pacific Pontoniinae, XLVI. *Palaemonella foresti* sp. nov., a new pontoniine shrimp from Western Australia (Decapoda, Palaemonidae), with a review of the Indo-West Pacific species of the genus *Paalaemonella* Dana, 1852. *Crustaceana* 75: 277–298.
- Bruce, A.J. (2004). A partial revision of the genus *Periclimenes* Costa, 1884 (Crustacea: Decapoda: Palaemonidae). *Zootaxa* 582: 1–27.
- Bruce, A.J. (2005). New species of *Periclimenaeus* Borradaile (Crustacea: Decapoda: Pontoniinae) from Ashmore Reef, North Western Australia, with remarks on *P. pachydentatus* Bruce, 1969. *Records of the Western Australian Museum* 22: 325–342.
- Bruce, A.J. and Coombes, K.E. (1995). The palaemonoid shrimp fauna (Crustacea: Decapoda: Caridea) of the Cobourg Peninsula, Northern Territory. *The Beagle, Records of the Museums and Art Galleries of the Northern Territory* 12: 101–144.
- Bruce, A.J. and Coombes, K.E. (1997). An annotated check-list of the caridean shrimps (Crustacea: Decapoda) of Darwin Harbour, with descriptions of three new species of *Periclimenes* (Palaemonidae: Pontoniinae). pp 301–337. In Hanley, J.R., Caswell, G., Megirian, D. and Larson, H.K. (eds), *Proceedings of the Sixth International Marine Biological*

- Workshop, *The Marine Flora and Fauna of Darwin Harbour, Northern Territory, Australia*. Museums and Art Galleries of the Northern Territory and the Australian Marine Sciences Association, Darwin, Australia, 1997.
- Calman, W.T. (1939). Crustacea: Caridea. *The John Murray Expedition 1933-34, Scientific Reports* 6: 183-224.
- Coleman, N. (1988). *Discover Heron Island*, pp. 1-64. Sea Australia Resource Centre, Brisbane.
- Dana, J.D. (1852). Crustacea. *United States Exploring Expedition during the years 1838, 1839, 1840, 1841, 1842 under the command of Charles Wilkes, U.S.N.* 13: 1-685.
- Dana, J.D. (1855). Crustacea. *United States Exploring Expedition during the years 1838, 1839, 1840, 1841, 1842 under the Command of Charles Wilkes, U.S.N.* 13: atlas, 1-27, pls. 1-96.
- Davie, P.J.F. (ed.). (1998). *The Wild Guide to Moreton Bay: Wildlife and Habitats of a Beautiful Australian Coast. - Noosa to the Tweed*. Queensland Museum, Brisbane.
- Davie, P.J.F. (2002). Crustacea: Malacostraca: Phyllocarida, Hoplocarida, Eucarida (Part 1). In Wells, A. and Houston, W.W.K. (eds) *Zoological Catalogue of Australia*, 19.3A. Melbourne: CSIRO Publishing, Australia: xii 551 pp.
- Davie, P.J.F. and Short, J.W. (1995). Part 9. Crustaceans, pp 118-126. In Wells, F.E., Hanley, J.R. and Walker, D.I. (eds), *Survey of the Marine Biota of the Southern Kimberley Islands, Western Australia*. Western Australian Museum, Perth.
- Davie, P.J.F. and Short, J.W. (1996). Part 8. Crustaceans, pp 68-74. In Walker, D.I., Wells, F.E. and Hanley, J.R. (eds), *Survey of the Marine Biota of the Eastern Kimberley, Western Australia*. Western Australian Museum, Perth.
- De Grave, S. (1998). Pontoniinae (Crustacea: Decapoda: Palaemonidae) associated with bivalve molluscs from Hansa Bay, Papua New Guinea. *Belgian Journal of Zoology* 128: 13-22.
- Duris, Z., and Bruce A.J. (1995). A revision of the '*petitthouarsii*' species group of the genus *Periclimenes* Costa, 1844 (Crustacea: Decapoda: Palaemonidae). *Journal of Natural History* 29: 610-671.
- Ellis, R. (1987). Australia's Southern Seas. *National Geographic* 171 (3): 286-319.
- Fransen, C.H.J.M. (1994). Marine palaemonid shrimps of the Netherlands Seychelles Expedition 1992-1993. *Zoologische Verhandlungen, Leiden* 297: 85-152.
- Fujino, T. and Miyake, S. (1967). Two species of pontoniid prawns commensal with bivalves (Crustacea, Decapoda, Palaemonidae). *Publications of the Seto Marine Biological Laboratory* 15 (4): 291-296.
- Fujino, T. and Miyake, S. (1968). Descriptions of two new species of pontoniid shrimps (Crustacea, Decapoda, Palaemonidae) commensal with sponges. *Ohmu, Occasional Papers of the Zoological Laboratory, Faculty of Agriculture, Kyushu University* 1(3): 85-96.
- Gordon, I. (1935). On new or imperfectly known species of Crustacea Macrura. *Journal of the Linnean Society of London, Zoology* 39: 307-351.
- Heller, C. (1861). Synopsis der in rothen Meere vorkommenden Crustaceen. *Verhandlungen des Kaiserlich-königlichen Zoologisch-Botanischen Gesellschaft in Wien* 11: 3-32.
- Heller, C. (1862). Beiträge zur Crustaceen-Fauna des rothen Meeres. Zweiter Theil. *Sitzungsberichte der Mathematische-Naturwissenschaftlichen Classe der Kaiserlichen Akademie der Wissenschaften* 44 (1): 241-295, pls. 1-3.
- Hipeau-Jacquotte, R. (1971). Notes de faunistique et de biologie marines de Madagascar. V. *Platypontonia hyotis* nov. sp. (Decapoda Natantia, Pontoniinae). *Crustaceana* 20: 125-140.
- Hoedt, F.E., Choat, J.H., Collins, J. and Cruz, J.J. (2000). *Mourilyan Harbour and Abbot Point Surveys: Port Marine Baseline Surveys and Surveys for Introduced Marine Pests*. pp i-vi, 1-49.
- Holthuis, L.B. (1952). The Decapoda of the Siboga Expedition. Part XI. The Palaemonidae collected by the Siboga and Snellius Expeditions with remarks on other species. II. Subfamily Pontoniinae. *Siboga Expedition Monograph* 39a 10: 1-252.
- Holthuis, L.B. (1958). Contributions to the Knowledge of the Red Sea, 8. Crustacea Decapoda from the northern Red Sea (Gulf of Aqaba and Sinai Peninsula). 1. Macrura. *Bulletin of the Sea Fisheries Research Station (Haifa, Israel)* 17(8-9): 1-40.
- Holthuis, L.B. (1959). Results of the re-examination of the type specimens of some species belonging to the subfamilies Pontoniinae and Palaemoniinae (Crustacea Decapoda Macrura). *Zoologisches Mededelingen, Leiden* 36: 193-200.
- Holthuis, L.B. (1981). Description of three new species of shrimps (Crustacea: Decapoda: Caridea) from Pacific Islands. *Proceedings of the Biological Society of Washington* 94: 787-800.
- Jones, D.S. (1990). *Annotated checklist of marine decapod Crustacea from Shark Bay, Western Australia*. pp 169-208. In Berry, P.B., Bradshaw, S.D. and Wilson, B.R. (eds), *Report of the France-Australe Bicentenary Expedition Committee*. Western Australian Museum, Perth.
- Jones, D.S., and Morgan, G.J. (1993). *An annotated checklist of Crustacea from Rottnest Island, Western Australia*. pp 136-162. In Wells, F.E., Walker, D.I., Kirkman, H. and Lethbridge, R. (eds), *Proceedings of the Fifth International Marine Biological Workshop: The Marine Flora and Fauna of Rottnest Island, Western Australia*. Western Australian Museum, Perth.
- Jones, D.S. and G.J. Morgan. (2002). *A Field Guide to Crustaceans of Australian Waters*. Western Australian Museum, Perth and New Holland Publishers. pp 224.
- Kemp, S. (1922). Notes on Crustacea Decapoda in the Indian Museum. XV. Pontoniinae. *Records of the Indian Museum* 24: 113-288.
- Kirkman, H., Humphries, P. and Manning, R. (1991). *The epibenthic fauna of seagrass beds and bare sand in Princess Royal Harbour and King George Sound, Albany, Western Australia*. pp 553-563. In Wells, F.E., Walker, D.I., Kirkman, H. and Lethbridge, R. (eds), *Proceedings of the Third International Marine Biological Workshop: The Marine Flora and Fauna of*

- Albany Western Australia*. Western Australian Museum, Perth.
- Kubo, I. (1940). Studies on Japanese Palaemonoid Shrimps. II. Pontoniinae. *Journal of the Imperial Fisheries Institute, Tokyo* **34**: 31–75.
- Li, X. (1996). *The pontoniine shrimps (Crustacea: Caridea: Palaemonidae) from Nansha Islands, China*. I. Studies on Marine Fauna and Biogeography of the Nansha Islands and Neighbouring Waters. II. Ocean Press, Beijing. pp. 309.
- Li, X. (2000). *Catalog of the Genera and Species of Pontoniinae Kingsley, 1878*. Xueyuan Press, Beijing. pp 319.
- Man, J.G. de. (1902). Die von Herrn Professor Kükenthal im Indischen Archipel gesammelten Dekapoden und Stomatopoden. In Kükenthal, W. Ergebnisse einer zoologischen Forschungsreise in den Molukken und Borneo. *Abhandlungen der Senckenbergischen Naturforschenden Gesellschaft* **25**: 467–929.
- Marin, N.I., Britayev, T.A. and Anker, A. (2005). Pontoniine shrimps associated with cnidarians: new records and list of species from coastal waters of Viet Nam. *Arthropoda Selecta* **13**: 199–218.
- McMichael, D.F. (1963). The Swain Reefs Expedition. *Australian Natural History*: 210–214.
- McNeill, F.A. 1926. Crustacea. The Biology of North-West Islet, Capricorn Group. *Australian Zoology* **4**: 299–318.
- McNeill, F.A. (1968). Crustacea, Decapoda and Stomatopoda. *Great Barrier Reef Expedition, 1928–29, Scientific Reports* **7**: 1–98.
- Miers, E.J. (1884). Crustacea. *Report of the Zoological Collections made in the Indo-Pacific Ocean during the Voyage of H.M.S. "Alert" 1881–2*. Part I. The collections from Melanesia. Part II. Collections from the western Indian Ocean. London: British Museum. pp. 178–322, 513–575. pls 18–32, 46–51.
- Miyake, S. and Fujino, T. (1967). On four species of Pontoniinae (Crustacea, Decapoda, Palaemonidae) found in Porifera inhabiting the coastal regions of Kyushu, Japan. *Journal of the Faculty of Agriculture, Kyushu University* **14**: 275–291.
- Nobili, G. (1904). Diagnoses préliminaires de vingt-huit espèces nouvelles de Stomatopodes et Décapodes Macroures de la Mer Rouge. *Bulletin du Muséum National d'Histoire Naturelle, Paris* **10**: 228–238.
- Nobili, G. (1905). Décapodes nouveaux des côtes d'Arabie et du Golfe Persique. (Diagnoses préliminaires). *Bulletin du Muséum National d'Histoire Naturelle, Paris* **11**: 158–164
- Nobili, G. (1906). Crustacés Décapodes et Stomatopodes. Mission J. Bonnier et Ch. Perez (Golfe Persique, 1901). *Bulletin scientifique de la France et de la Belgique* **40**: 13–159.
- Okuno, J. (2004). *Periclimenes speciosus*, a new species of anthozoan associated shrimp (Crustacea: Decapoda: Palaemonidae) from southern Japan. *Zoological Science* **21**: 865–875.
- Patton, W.K. (1966). Decapod crustacea commensal with Queensland branching corals. *Crustaceana* **10**: 271–295.
- Patton, W.K. (1974). Community structure among the animals inhabiting the coral *Pocillopora damicornis* at Heron Island, Australia. In Vernberg, W.G. (ed.), *Symbiosis in the Sea*. Belle W. Baruch Library in Marine Science **2**: 219–243.
- Paul'son, O.M. (1875). *Studies on the Crustacea of the Red Sea with Notes on Crustacea of the adjacent Seas*. Part I. Podophthalmata and Edriophthalmata (Cumacea). The Israel Program for Scientific Translations. pp. i–xiv, 1–144, pls 1–21.
- Peters, W. (1852). *Conchodytes*, eine neue in Muscheln lebende Gattung von Garneelen. *Bericht über die zur Bekanntmachung geeigneten Verhandlungen der K. Preuss. Akademie der Wissenschaften zu Berlin* **1852**: 588–595.
- Potts, F.A. (1915). The fauna associated with the crinoids of a tropical coral reef: with especial reference to its colour variations. *Papers from the Department of Marine Biology of the Carnegie Institute of Washington* **8**: 74–96.
- Saville-Kent, W. (1893). *The Great Barrier Reef of Australia; its products and Potentialities*. pp. i–xvii, 1–387, text figs, pls 1–48, chromo pls 1–16, 1 map.
- Shiino, S. M. (1942). Bopyrids from the South Sea Islands with description of a hyperparasitic cryptoniscid. *Palao Tropical Biological Station Studies* **2**: 437–458.
- Stephenson, T.A., Stephenson, A., Tandy, G. and Spender, M. (1931). The Structure of Ecology of Low Isles and other Reefs. *Scientific Reports of the Great Barrier Reef Expedition* **3**: 17–112.
- Stimpson, W. (1860). Prodomus descriptionis animalium evertibratorum quae in Expeditione ad Oceanum Pacificum Septemtrionalem a Republica Federato missa, C. Ringgold et J. Rodgers Ducibus, Observavit et descripsit. *Proceedings of the Academy of Natural Sciences Philadelphia* **1860**: 22–48.
- Sullivan, R. (1997). Seasoned campaigner in underwater work. *Geo* **19**: 28–38.
- Tsareva, L.A. (1980). On specieses (*sic*) composition and ecology of decapods of the Scott Reefs, 113–130. In Preobrazhensky, B.V. and Krasnov, S.V. (eds), *Biology of Coral Reefs*. Moscow, pp 258.
- Vytopil, E., and Willis, B.L. (2001). Epifaunal community structure in *Acropora* spp (Scleractinia) on the Great Barrier Reef: implications of coral morphology and habitat complexity. *Coral Reefs* **20**: 281–288.
- Wadley, V.A. (1978). *A checklist and illustrated key to the epibenthic shrimps (Decapoda: Natantia) of Moreton Bay, Queensland*. CSIRO Division of Fisheries and Oceanography **99**: 1–24, figs 1–10.
- Yokoya, Y. (1936). Some Rare and New species of Decapod Crustaceans found in the vicinity of the Misaki Marine Biological Station. *Japanese Journal Zoology* **7**: 129–146.
- Young, P.C. and Wadley, V.A. (1979). Distribution of shallow-water epibenthic macrofauna in Moreton Bay, Queensland, Australia. *Marine Biology* **53**: 83–97.
- Zann, L.P. (1980). *Living together in the Sea*. T.F.H. Publications Inc. Ltd., Neptune, N.J, pp 1–416.
- Zehntner, L. (1894). Crustacés de l'Archipel Malais. Voyage de MM. M. Bedot et C. Pictet dans l'Archipel Malais. *Revue Suisse de Zoologie et Annales du Musée d'Histoire Naturelle de Genève* **2**: 135–214.

ADDENDUM

Following the recent publications of Marin and Chan (2006), and Okuno and Fujita (2007), the following new name combinations should be noted: *Periclimenes alegrias* Bruce 1986 to *Unguicaris alegrias* (Bruce, 1986); *Periclimenes amboinensis* (De Man 1888) to *Laomenes amboinensis* (De Man, 1888), and *Parapontonia nudirostris* Bruce 1968 to *Laomenes nudirostris* (Bruce, 1968).

Marin, I.N. and Chan, T.-Y. (2006). Two new genera and a new species of crinoid associated pontonine shrimps (Crustacea: Decapoda: Palaemonidae). *Journal of Crustacean Biology*, **26**: 524–539.

Okuno, J. and Fujita, Y. (2007). Resurrection of the genus *Laomenes* A. H. Clark, 1919 (Decapoda, Caridea, Palaemonidae). *Crustaceana* **80**: 113–124.