

Western Australian Museum
Perth

A TREASURE TRUNK OF TOYS

*This is an old toy trunk we found in our shed,
It sat at the end of Grandmother's bed.
It's covered in cobwebs and packed full of mystery,
What's inside? It's filled with our family history...*

*The toys and the games that we found in the trunk,
Are in the museum, so we know they're not junk!
Come along and discover how kids used to play,
There are heaps of fun puzzles to do on the way.*

Henry and Victoria



Old Gaol

Head up stairs to a toy display,
Where one horse is brown and
another is grey.




Meet Wilfred the rocking horse. He is made from some interesting stuff.

Label the materials that made these parts.

Grandmother's toy trunk has a miniature rocking horse inside it. She tells me that these toys have been around for more than 200 years!

Henry



Tiddlywinks is a rather strange sounding name,
But it was once a very popular game!


Find the tiddlywinks counters. This game was a craze for people of all ages in the 1890s.

♦ Do you know someone that knows how to play this game?

We discovered a tiddlywinks game in this old tin.

It needs a fun design on the lid, don't you think?

Victoria



Card games have a lot of appeal.
Do you like to shuffle or would you rather deal?

Check out the beautiful designs on the playing cards.



Draw the one you like best on the face of this card.



Snap:

There are six differences between these two cards – circle them and colour in!

Fun facts:

- The Kings in a deck of cards are meant to represent famous Kings from history.
- The four suits that are now commonly used (clubs, spades, hearts and diamonds) were introduced in France around 1480. That's over 500 years ago!



In the toy trunk we found a card game called "Old Maid". You can also play this with a regular deck of cards.

♦ Why not find out the rules and play this at home?

Victoria



Find another game in this display,
One that you think you would like to play.



Draw it here:




Western Australia Land and People

Find the display called 'Making Do,'
Hint: look for the tin canoe.

Can you see the battleship with the mousetrap inside it. Many of the things here are made from common household items.

Invent it:

Draw a toy or game using this egg carton. Can you make it at home?



Some games are made from sticks and stones,
Some are even made from bones!

Find the quandong nut marbles and the set of knucklebones.

Circle the animal that the knucklebones have come from.



We found some old knucklebones in the toy trunk. Our dog seemed to like them too!

Victoria



Can you see all the animals in the centre display?
In the puzzles below they are hidden away!

In each sentence hides one of the animals you see before you.



How many can you find?

Water is made up of oxygen and hydrogen molecules.

F O X

They love music.

I have gone numb at the tips of my fingers.

They danced the Rumba together.

The boys and girls want to go outside to play.

Go, Anna, go!

She always listens to music at the end of the day.




Discovery Centre



In the drawers beneath the toys on the wall,
You'll find some things that are really small.
These everyday things can be found in your house,
Only these ones have shrunk to the size of a mouse!

Use the crossword clues to find the objects in the drawers to solve the puzzle.



Across

- A great place to bake a roast or a cake
- To serve up your soup, use this handy scoop
- For a toasty treat, put this on the heat

Down

- Roll your pastry flat just like that
- Cook up your pasta or boil your eggs faster
- This hot little press will make a flat dress

We found a mini-sewing machine in the toy trunk.

Can you find one in the drawers?


Henry



The Beatles were a really popular band in the 1960s.

Can you find them as dolls in one of the drawers?

This robot toy was made in 1976. It was probably designed to look futuristic!



Draw a toy for the future.



Draw your favourite musician as a doll.

- Find these things in the toy display:
 - the oldest toy.
 - the game made out of horse bone.
 - a game that your parents might have liked.
 - a game your grandparents might have played with.

In Grandmother's trunk we found one toy that looked pretty modern. It was invented about 30 years ago and is still sold in shops today.

Here are some clues to help you find it in one of the drawers:

Victoria



I'm shaped like a cube or a block of ice,
To use me you don't need a board or some dice.
I'm more of a puzzle, and in order to solve it,
You hold a side and twist and revolve it.
When the colours are even on every side,
You've completed the puzzle, so show it with pride.

I am a _____

- Can you find someone you know who used to own one of these?



Things to do at home

Try some of these games at home with family or friends. All of them are quick, cheap and simple to make and play.

- ♦ Have a competition to see who can make the most interesting thing out of a sheet of newspaper.
- ♦ Memory tray: Place about 12 small items on a tray and ask a friend to look at them for one minute. Your friend then closes their eyes and you remove one or two objects. Your friend then opens their eyes and has to guess what's missing.
- ♦ Ask someone you know how to play *Noughts and Crosses*, also known as *Tic-Tac-Toe*. Make a 3D version by drawing a grid in the sand and using nuts and leaves.
- ♦ Make up a skipping rhyme and use long piece of rope to skip up a storm.

Write your skipping rhyme here



- ♦ Have an *Egg and Spoon Race* using a dessert spoon and egg. If you don't want a sticky mess, boil the eggs first!
- ♦ Have a sack-race (make sure you play this on grass).
- ♦ Use a lamp to create shadow puppets on the wall.
- ♦ Draw a hopscotch game on your patio with some chalk.
- ♦ Play *Sticky Apple* – just like tag, except you must keep your hand on the body part where you were tagged while you become “it” and chase the other players.
- ♦ Make sock puppets and put on a play for your family.



© Western Australian Museum
www.museum.wa.gov.au

