



WA SHIPWRECKS MUSEUM

EXPLORATION AND DISCOVERY

Self-guided Gallery Trail

Start at the *Hartog to de Vlamingh* gallery.

Find this image:



Where did this scene happen?

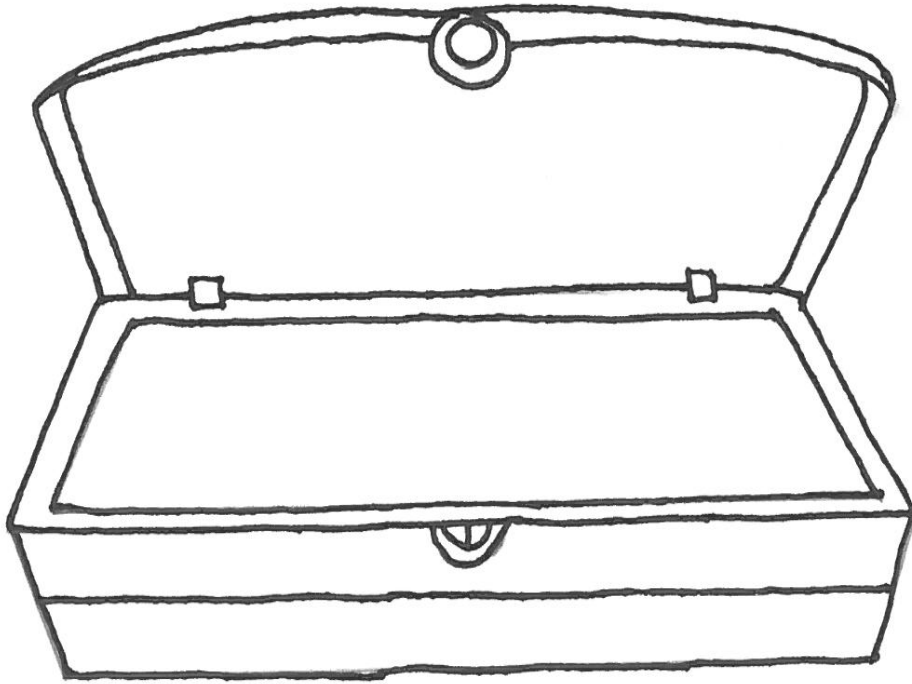
What do you think is happening in this scene?

In which years did the ships leave and return?

How long did their journey take?

The ships in the picture over the page are firing cannons in celebration, and the people in the small boats are welcoming them back, excited as they have been waiting for a long time for treasures brought from far away countries.

What were some of these treasures? (*Hint: look in the cabinet in front of the painting!*) Write your answers in the treasure chest below.



Would the same items be considered treasures today? Why / why not?

Find the **globe** (to the left of the big painting) and an example of an early map. Write down at least three ways in which the old maps are different to maps of the world today.

Land Ahoy!

Make your way to the square wooden portholes and watch the vision of the WA coast.

Imagine you are a ship's captain standing on the deck of your ship after spending months at sea. You left the bustling, crowded city of Amsterdam, and are now seeing Western Australia for the first time. What might be your first impression?

Write a short 'log' (diary) entry, describing your thoughts and what you saw.

Within the gallery, find and describe an example of the following:

A tool or instrument that helped explorers work out where they were or where they were going.	
A Western Australian plant or animal that an early explorer found interesting.	
An object used for trade.	
A weapon aboard a trade or exploration ship.	
An object used for eating or drinking.	
A memento or a plaque telling people that a place has been visited by an explorer.	

Find the wreck of the *Batavia*, which sank off the Abrolhos Islands in 1629.

The story of what happened before and after the wreck is long, gruesome and complicated... but here are some of the main 'events'. Can you match each part of the story to the correct picture?


1. The ship was on its way from the Netherlands (Holland) to Batavia (Indonesia) with over 300 people and 12 chests of silver coins. There were some men on board the ship who were planning to take over (this is called a mutiny).

A.



2. Before the men could carry out their mutiny, the ship ran into a reef off the coast of Western Australia and began to sink. Most of the people on the ship made it to some small, dry islands. The ship's captain left to get help.

B.



3. After they left, the mutineers began killing the survivors on the small islands. Some brave soldiers finally managed to capture the main mutineer in charge.

C.




4. When the rescue ship arrived, the soldiers sent rescuers smoke signals and they raced to tell the story of the horrible deeds.

D.



5. The mutineers were severely punished, with the worst offenders being hanged on the islands or having their hands chopped off!

E.



F.

Imagine *you* were going on a long journey to unknown lands today. What would you take with you to help you find your way, record what you see, and survive along the way?

Now make your way upstairs to the *Dutch Wrecks Gallery*.

Here you will see lots of things found on ships which sank near the Western Australian coast.

Can you find the following?

Find something made out of...	Object	What makes this object look old? (Try to think of things other than 'it's broken')
Glass		
Clay		
Wood		
Silver		
Fabric or leather		
Ivory		
Iron or other metal		

Back at school, you might want to do some research about how objects change with age and how museums look after their collections.


Find some examples of old coins – there are some in the **Dutch Wrecks Gallery** and **next door in the upstairs Batavia Gallery**. The coins have foreign writing and pictures on them.

What do you think the writing means? _____


What are some of the pictures of? _____

How are these old coins similar or different to the coins we use today?

Imagine you had your own kingdom or empire. Design a coin for it!



Obverse side ('heads' or front)



Reverse side ('tails' or back)